



WHOLE SCHOOL SURVEY
November 2021

OVERALL SUMMARY

Parent/Carer Attitudinal Survey

School: **Goldington Academy**

Date of Report: **28/10/2021**

Cohort: **All Parents**

Number of respondents: **383**

Number of Questions out of 39 which received a positive response: (more than 85% of respondents agreed)

9

Average positive response rate for all questions was:

74%

Number of Questions out of 39 which received a negative response: (more than 30% of respondents disagreed)

0

Average negative response rate for all questions was:

6%

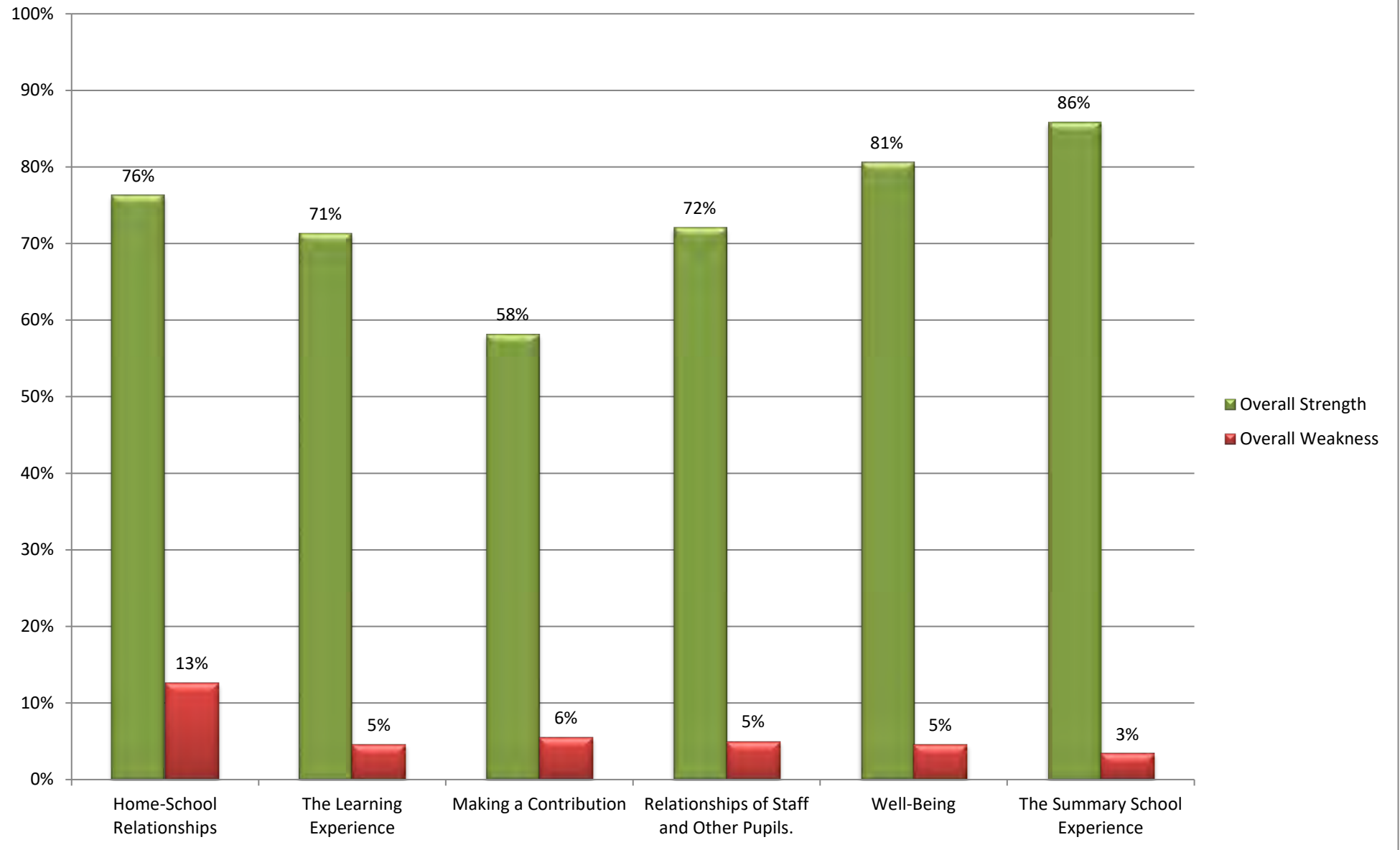
Key issues for the school to address:

(any question that has a negative response of over 25%)

- * Q3. My child has special educational needs and/or disabilities (SEND) and the school gives my child the support they need.

#REF!

Parent Survey Dashboard Chart



FOR SCHOOLS - PARENT VOICE

Parent/Carer Attitudinal Survey - All Parents

School: **Goldington Academy**

Date of Report: **28/10/2021**

Cohort: **All Parents**

Number of respondents: **383**

Percentage of Respondents Performance Criteria

Percentage of Respondents

	SA	A	NAND	D	SD	NA	Overall Strength	Overall Weakness
Home-School Relationships								
Q1. Staff explain how I can help my child/children at home.	16	41	30	10	2	0	57	13
Q2. I feel comfortable about approaching the school with questions, a problem or complaint.	38	46	10	4	1	1	84	5
Q3. My child has special educational needs and/or disabilities (SEND) and the school gives my child the support they need.	21	50	0	14	14	0	71	29
Q4. The school responds well to any concerns I raise.	37	57	0	5	1	0	94	6
Q5. The school makes me aware of what my child/children will learn during the year.	21	53	15	9	2	0	74	11
The Learning Experience								
Q7. My child/children is/are making good progress at this school.	29	48	20	3	0	0	76	3
Q8. My child/children is/are taught well at this school.	29	48	20	3	0	0	77	3
Q9. The school has high expectations for my child/children.	28	49	20	3	1	0	77	3
Q10. Staff encourage my child/children to become mature and independent.	23	52	22	3	0	0	75	3
Q11. There is a good range of subjects/activities available to my child/children at this school.	34	53	9	3	0	0	87	3
Q12. My child/children receive(s) appropriate homework for their age.	20	55	15	9	1	0	75	10
Q13. The school teaches my child/children how to manage their feelings appropriately.	16	44	33	6	1	0	60	7
Q14. The school teaches my child/children to persevere when they find their work hard.	17	44	36	2	0	0	61	3
Q15. The school supports my child's wider personal development.	18	48	30	4	1	0	66	5
Q16. The school helps my child/children be prepared for a change of class or school.	16	42	35	6	0	0	58	6
Making a Contribution								
Q17. The school gives my child/children opportunities to make positive contributions to their class/group or school.	22	55	21	2	0	0	77	2
Q18. The school gives my child/children opportunities to make positive contributions to the community outside school.	13	33	46	7	1	0	46	8
Q19. The school asks my child/children for their views about important things in school.	12	43	39	5	0	0	56	5
Q20. The school takes account of the views of my child/children.	13	41	39	6	1	0	54	7

Key: SA=Strongly Agree, A=Agree, NAND = Neither Agree nor Disagree, D=Disagree, SD=Strongly Disagree, NA=Not Applicable

Notes: **Dark Blue:** Overall Strength = Greater than 85%, **Light Blue:** Overall Strength = 70% - 85%, **Red:** Overall Weakness = Greater than 50%, **Green:** Overall Weakness = 40% - 50%

All Parents

Number of Respondents

Performance Criteria

(Figures in red are the modal response)

Number of Respondents

	SA	A	NAND	D	SD	NA	Overall Strength	Overall Weakness
Home-School Relationships								
Q1. Staff explain how I can help my child/children at home.	62	158	115	40	8	0	220	48
Q2. I feel comfortable about approaching the school with questions, a problem or complaint.	147	175	37	17	4	3	322	21
Q3. My child has special educational needs and/or disabilities (SEND) and the school gives my child the support they need.	18	42	0	12	12	229	60	24
Q4. The school responds well to any concerns I raise.	106	163	0	13	4	27	269	17
Q5. The school makes me aware of what my child/children will learn during the year.	80	203	57	33	7	0	283	40
Q6. I am kept well informed about my child's progress.	61	165	90	58	8	0	226	66
The Learning Experience								
Q7. My child/children is/are making good progress at this school.	110	182	78	12	0	0	292	12
Q8. My child/children is/are taught well at this school.	109	185	78	10	0	0	294	10
Q9. The school has high expectations for my child/children.	107	185	76	11	2	0	292	13
Q10. Staff encourage my child/children to become mature and independent.	86	198	83	11	0	0	284	11
Q11. There is a good range of subjects/activities available to my child/children at this school.	128	202	35	12	1	0	330	13
Q12. My child/children receive(s) appropriate homework for their age.	76	207	57	35	3	0	283	38
Q13. The school teaches my child/children how to manage their feelings appropriately.	62	165	125	22	3	0	227	25
Q14. The school teaches my child/children to persevere when they find their work hard.	66	166	136	9	1	0	232	10
Q15. The school supports my child's wider personal development.	66	175	108	13	4	0	241	17
Q16. The school helps my child/children be prepared for a change of class or school.	60	152	129	23	0	0	212	23
Making a Contribution								
Q17. The school gives my child/children opportunities to make positive contributions to their class/group or school.	79	201	78	6	1	0	280	7
Q18. The school gives my child/children opportunities to make positive contributions to the community outside school.	47	122	169	25	3	0	169	28
Q19. The school asks my child/children for their views about important things in school.	45	158	141	20	0	0	203	20
Q20. The school takes account of the views of my child/children.	48	145	140	22	3	0	193	25

Key: SA=Strongly Agree, A=Agree, NAND = Neither Agree nor Disagree, D=Disagree, SD=Strongly Disagree, NA=Not Applicable

All Parents
Number of Respondents - Continued

Performance Criteria

(Figures in red are the modal response)

Number of Respondents

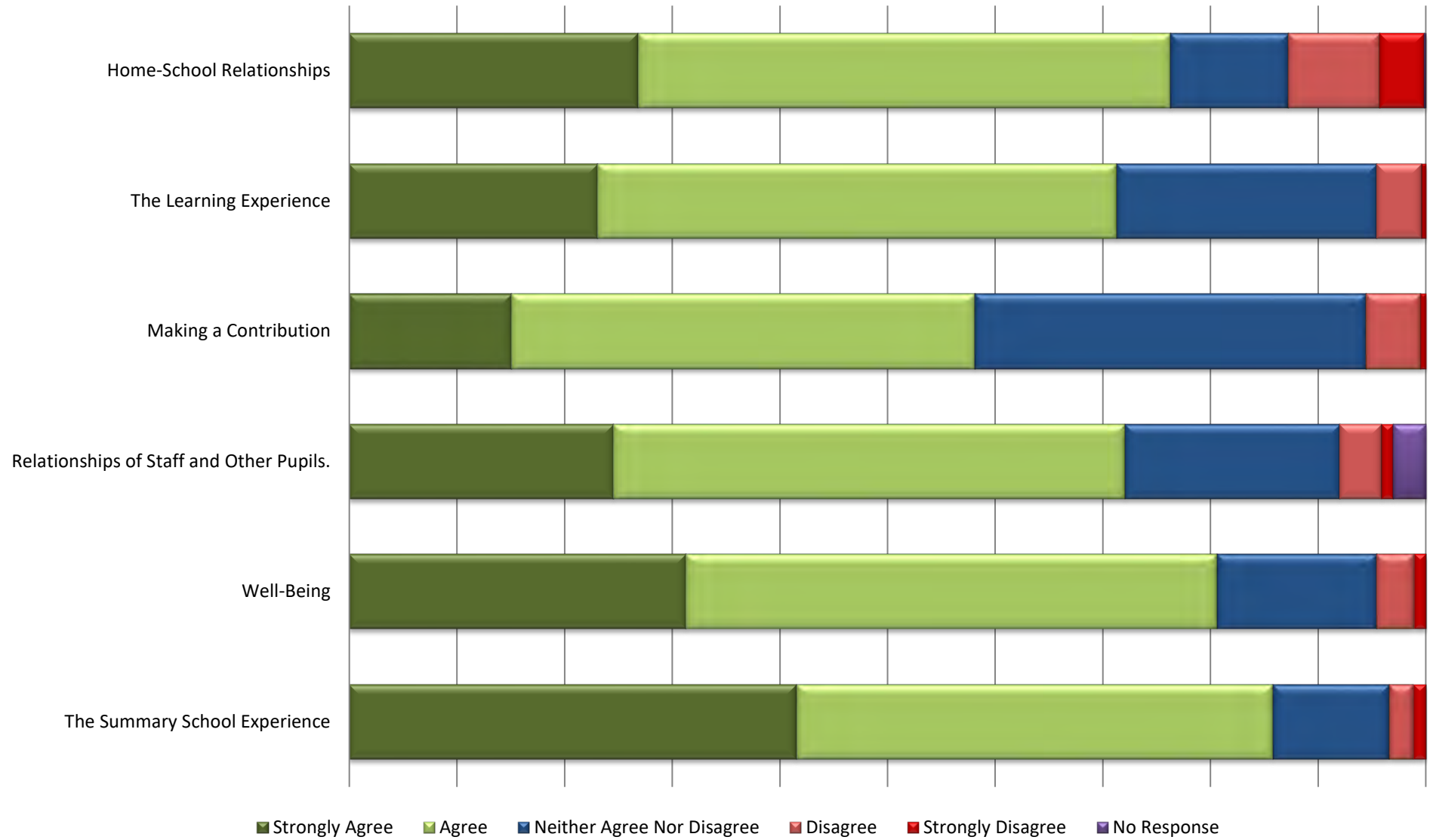
	SA	A	NAND	D	SD	NA	Overall Strength	Overall Weakness
Relationships of Staff and Other Pupils.								
Q21. Staff treat my child/children fairly.	84	184	68	19	5	0	268	24
Q22. The school ensures the pupils are well behaved.	84	193	56	21	2	0	277	23
Q23. The school helps my child/children to develop positive relationships with teachers and other pupils.	86	181	73	13	3	0	267	16
Q24. My child/children is/are praised when he/she works hard or behaves well.	113	179	50	12	1	0	292	13
Q25. The school teaches my child/children to respect people from different backgrounds, races, religions etc.	114	188	46	4	2	0	302	6
Q26. The school deals effectively with bullying and harassment.	70	142	81	19	12	28	212	31
Q27. The school is good at stopping racism or dealing with it when it happens.	59	115	121	9	2	46	174	11
Well-Being								
Q28. My child/children is/are not bullied or harassed at school.	100	152	58	35	9	0	252	44
Q29. My child/children is/are not racially abused at school.	120	159	63	3	8	0	279	11
Q30. The arrangements for my child/children to settle in when they started at the school were good.	127	178	35	6	5	0	305	11
Q31. My child/children feel(s) safe at this school.	129	196	19	7	0	0	325	7
Q32. My child/children is/are well looked after at this school.	125	183	37	6	1	0	308	7
Q33. The school encourages and helps my child/children to take regular exercise.	97	192	50	12	0	0	289	12
Q34. My child/children can take part in clubs and activities at this school.	142	173	29	5	1	0	315	6
Q35. The school encourages and helps my child/children to eat and drink healthily.	62	148	98	29	8	0	210	37
Q36. The school actively promotes equality of opportunity for all.	85	174	77	7	2	0	259	9
The Summary School Experience								
Q37. My child/children is/are happy at this school.	134	171	27	12	1	0	305	13
Q38. The school is well led and well managed.	138	151	47	4	5	0	289	9
Q39. I would recommend this school to another parent.	158	136	38	7	6	0	294	13

Key: SA=Strongly Agree, A=Agree, NAND = Neither Agree nor Disagree, D=Disagree, SD=Strongly Disagree, NA= Not Applicable

Parent/Carer Attitudinal Survey - All Parents

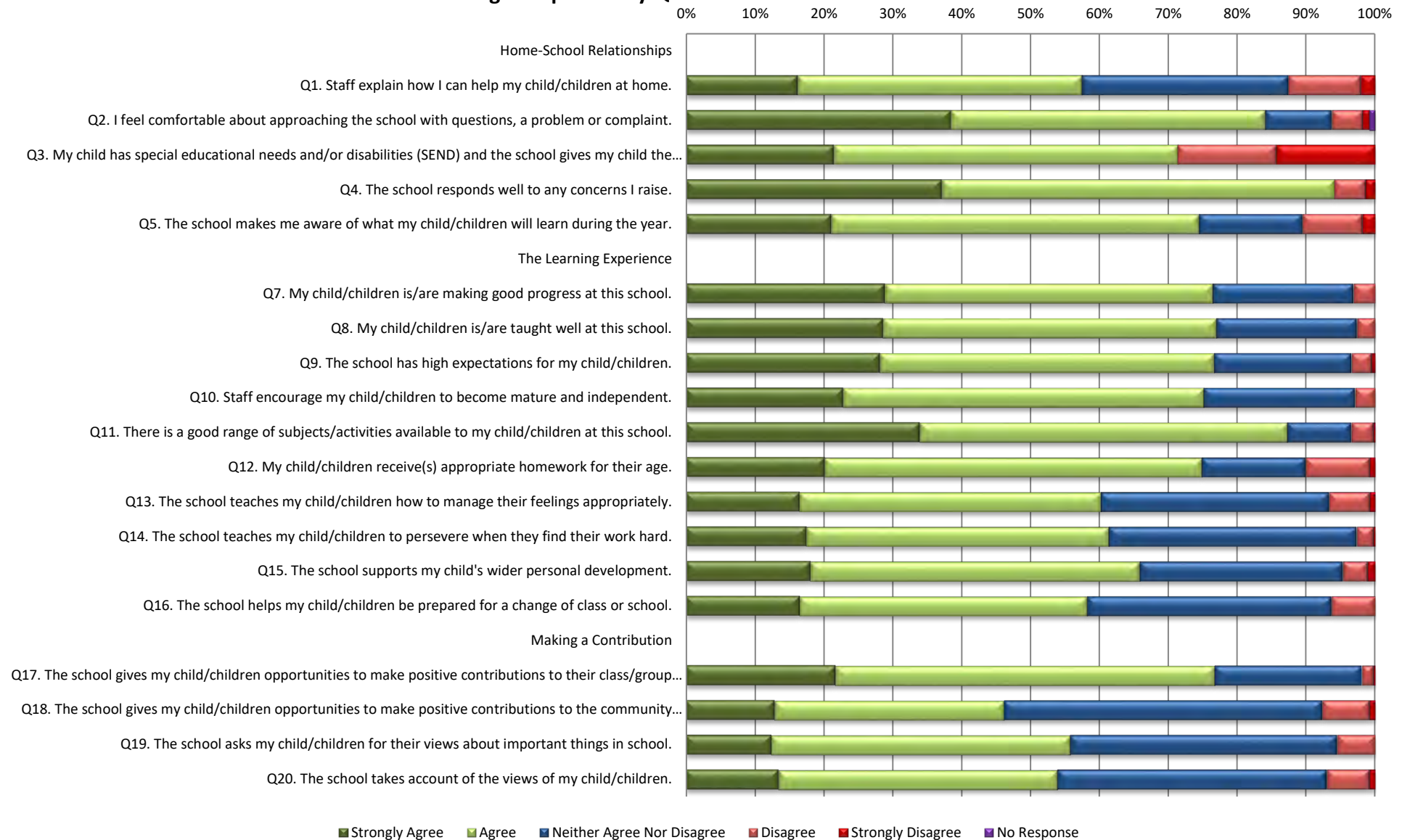
Average Percentage Responses by Theme

0% 10% 20% 30% 40% 50% 60% 70% 80% 90% 100%



Parent/Carer Attitudinal Survey - All Parents

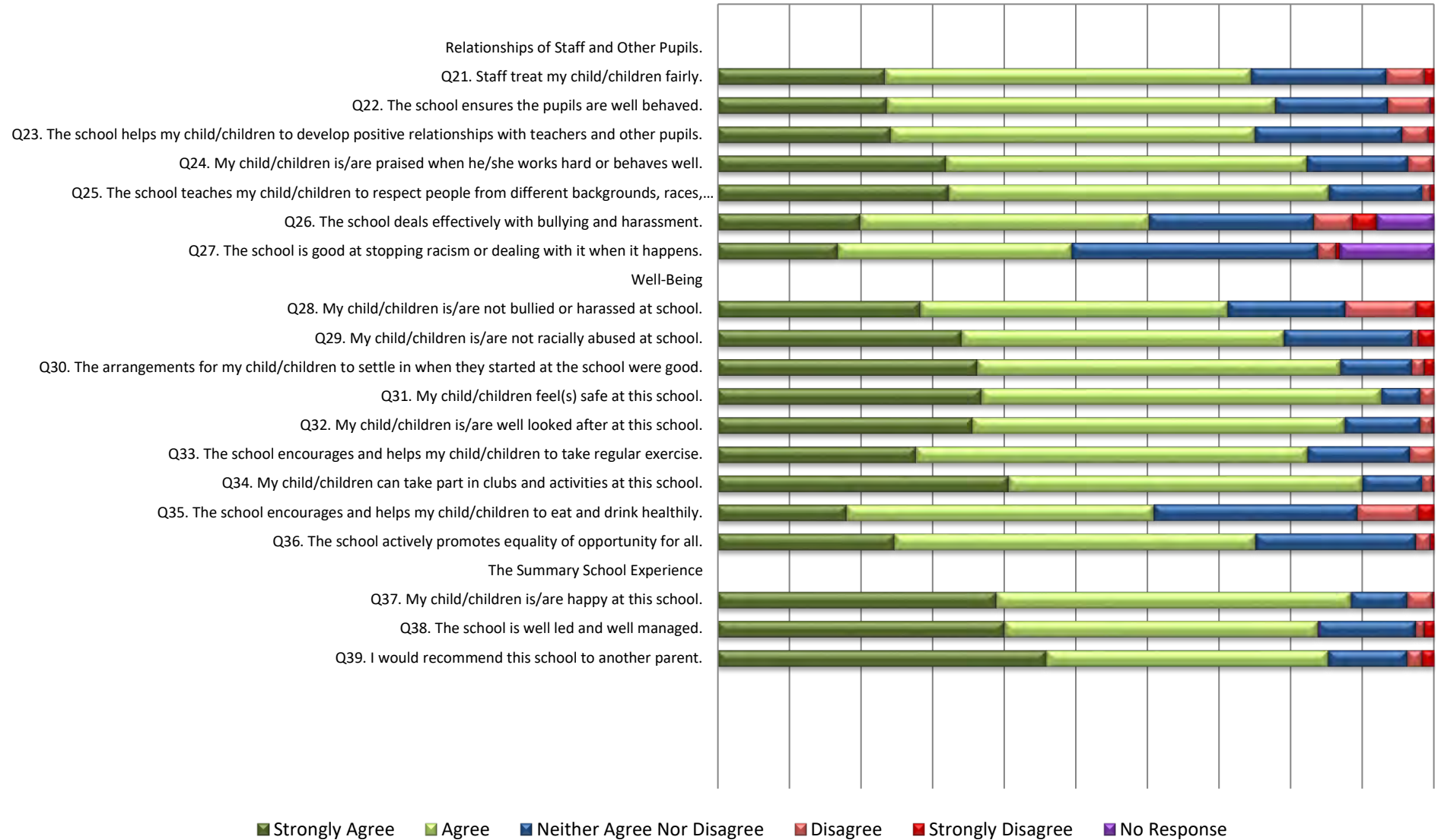
Percentage Responses by Question



Parent/Carer Attitudinal Survey - All Parents

Percentage Responses by Question - Continued

0% 10% 20% 30% 40% 50% 60% 70% 80% 90% 100%



FOR SCHOOLS - PARENT VOICE

- Year 7

School: **Goldington Academy**

Date of Report: **28/10/2021**

Cohort: **Year 7**

Number of respondents: **59**

Percentage of Respondents Performance Criteria

	Percentage of Respondents						Overall Strength	Overall Weakness
	SA	A	NAND	D	SD	NR		
Home-School Relationships								
Q1. Staff explain how I can help my child/children at home.	10	31	42	15	2	0	41	17
Q2. I feel comfortable about approaching the school with questions, a problem or complaint.	27	53	12	3	0	5	80	3
Q3. My child has special educational needs and/or disabilities (SEND) and the school gives my child the support they need.	0	78	0	11	11	0	78	22
Q4. The school responds well to any concerns I raise.	25	75	0	0	0	0	100	0
Q5. The school makes me aware of what my child/children will learn during the year.	19	52	17	9	3	0	71	12
The Learning Experience								
Q7. My child/children is/are making good progress at this school.	16	41	43	0	0	0	57	0
Q8. My child/children is/are taught well at this school.	21	41	38	0	0	0	62	0
Q9. The school has high expectations for my child/children.	9	50	41	0	0	0	59	0
Q10. Staff encourage my child/children to become mature and independent.	9	57	32	2	0	0	66	2
Q11. There is a good range of subjects/activities available to my child/children at this school.	36	59	5	0	0	0	95	0
Q12. My child/children receive(s) appropriate homework for their age.	20	54	16	9	2	0	73	11
Q13. The school teaches my child/children how to manage their feelings appropriately.	11	36	54	0	0	0	46	0
Q14. The school teaches my child/children to persevere when they find their work hard.	5	34	59	2	0	0	39	2
Q15. The school supports my child's wider personal development.	4	52	42	2	0	0	56	2
Q16. The school helps my child/children be prepared for a change of class or school.	15	27	54	4	0	0	42	4
Making a Contribution								
Q17. The school gives my child/children opportunities to make positive contributions to their class/group or school.	12	54	35	0	0	0	65	0
Q18. The school gives my child/children opportunities to make positive contributions to the community outside school.	6	17	75	2	0	0	23	2
Q19. The school asks my child/children for their views about important things in school.	4	33	63	0	0	0	37	0
Q20. The school takes account of the views of my child/children.	6	33	59	0	2	0	39	2

Key: SA=Strongly Agree, A=Agree, NAND = Neither Agree nor Disagree, D=Disagree, SD=Strongly Disagree, NR=No Response or unclear response

Notes: **Dark Blue:** Overall Strength = Greater than 85%, **Light Blue:** Overall Strength = 70% - 85%, **Red:** Overall Weakness = Greater than 50%, **Green:** Overall Weakness = 40% - 50%

Year 7

Number of Respondents

Performance Criteria

(Figures in red are the modal response)

Number of Respondents

	SA	A	NAND	D	SD	NA	Overall Strength	Overall Weakness
Home-School Relationships								
Q1. Staff explain how I can help my child/children at home.	6	18	25	9	1	0	24	10
Q2. I feel comfortable about approaching the school with questions, a problem or complaint.	16	31	7	2	0	3	47	2
Q3. My child has special educational needs and/or disabilities (SEND) and the school gives my child the support they need.	0	7	0	1	1	44	7	2
Q4. The school responds well to any concerns I raise.	7	21	0	0	0	14	28	0
Q5. The school makes me aware of what my child/children will learn during the year.	11	30	10	5	2	0	41	7
Q6. I am kept well informed about my child's progress.	4	13	32	8	1	0	17	9
The Learning Experience								
Q7. My child/children is/are making good progress at this school.	9	24	25	0	0	0	33	0
Q8. My child/children is/are taught well at this school.	12	24	22	0	0	0	36	0
Q9. The school has high expectations for my child/children.	5	29	24	0	0	0	34	0
Q10. Staff encourage my child/children to become mature and independent.	5	32	18	1	0	0	37	1
Q11. There is a good range of subjects/activities available to my child/children at this school.	20	33	3	0	0	0	53	0
Q12. My child/children receive(s) appropriate homework for their age.	11	30	9	5	1	0	41	6
Q13. The school teaches my child/children how to manage their feelings appropriately.	6	20	30	0	0	0	26	0
Q14. The school teaches my child/children to persevere when they find their work hard.	3	19	33	1	0	0	22	1
Q15. The school supports my child's wider personal development.	2	27	22	1	0	0	29	1
Q16. The school helps my child/children be prepared for a change of class or school.	8	14	28	2	0	0	22	2
Making a Contribution								
Q17. The school gives my child/children opportunities to make positive contributions to their class/group or school.	6	28	18	0	0	0	34	0
Q18. The school gives my child/children opportunities to make positive contributions to the community outside school.	3	9	39	1	0	0	12	1
Q19. The school asks my child/children for their views about important things in school.	2	17	33	0	0	0	19	0
Q20. The school takes account of the views of my child/children.	3	17	30	0	1	0	20	1

Key: SA=Strongly Agree, A=Agree, NAND = Neither Agree nor Disagree, D=Disagree, SD=Strongly Disagree, NR=No Response or unclear response

Year 7

Number of Respondents - Continued

Performance Criteria

(Figures in red are the modal response)

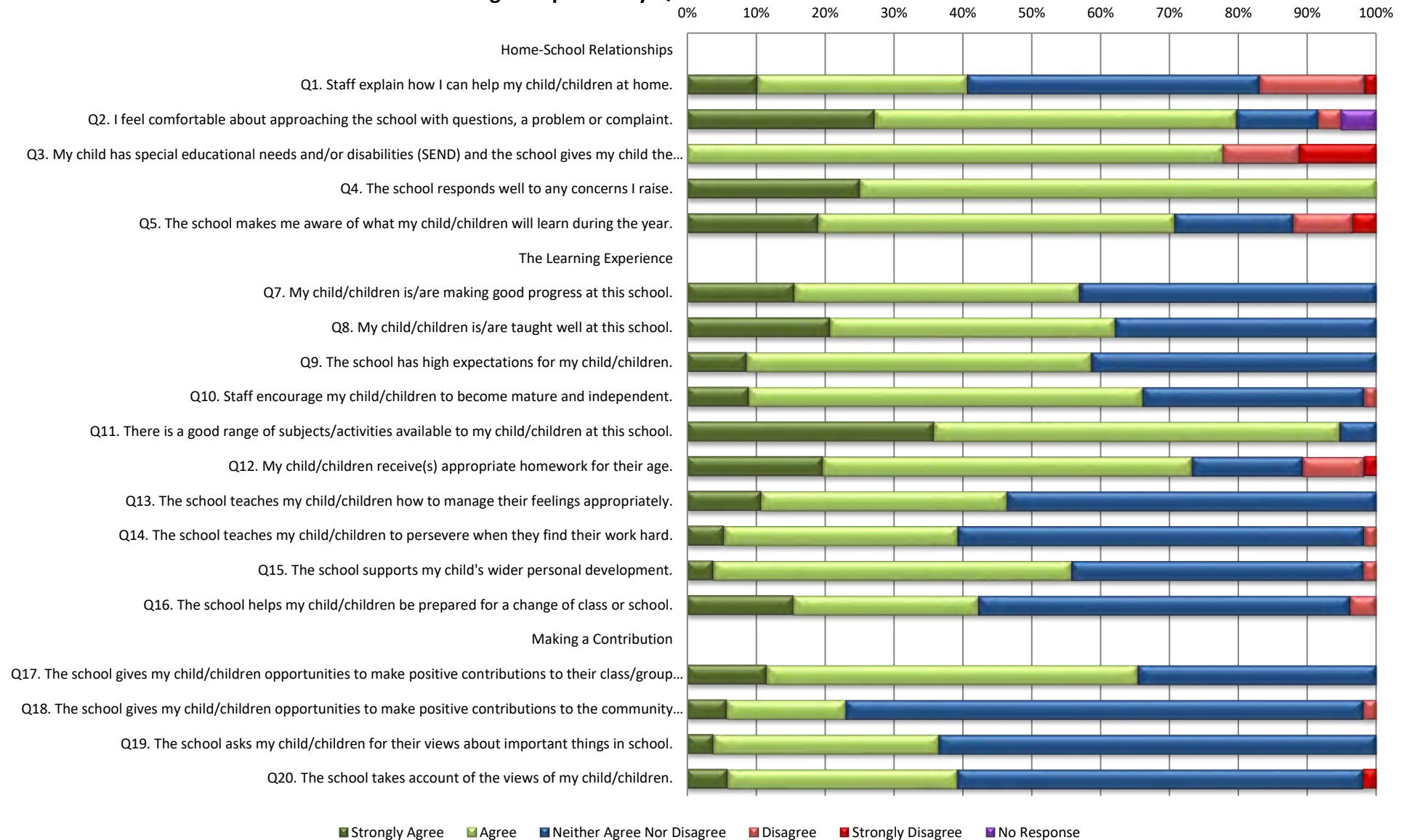
Number of Respondents

	SA	A	NAND	D	SD	NR	Overall Strength	Overall Weakness
Relationships of Staff and Other Pupils.								
Q21. Staff treat my child/children fairly.	6	27	18	0	0	0	33	0
Q22. The school ensures the pupils are well behaved.	6	28	14	3	0	0	34	3
Q23. The school helps my child/children to develop positive relationships with teachers and other pupils.	5	28	18	0	0	0	33	0
Q24. My child/children is/are praised when he/she works hard or behaves well.	4	29	18	0	0	0	33	0
Q25. The school teaches my child/children to respect people from different backgrounds, races, religions etc.	10	29	12	0	0	0	39	0
Q26. The school deals effectively with bullying and harassment.	8	14	22	0	0	7	22	0
Q27. The school is good at stopping racism or dealing with it when it happens.	5	12	24	0	0	10	17	0
Well-Being								
Q28. My child/children is/are not bullied or harassed at school.	9	22	15	3	2	0	31	5
Q29. My child/children is/are not racially abused at school.	12	26	11	0	2	0	38	2
Q30. The arrangements for my child/children to settle in when they started at the school were good.	14	29	7	0	1	0	43	1
Q31. My child/children feel(s) safe at this school.	9	39	3	0	0	0	48	0
Q32. My child/children is/are well looked after at this school.	9	37	5	0	0	0	46	0
Q33. The school encourages and helps my child/children to take regular exercise.	8	29	12	2	0	0	37	2
Q34. My child/children can take part in clubs and activities at this school.	20	28	3	0	0	0	48	0
Q35. The school encourages and helps my child/children to eat and drink healthily.	5	20	19	5	0	0	25	5
Q36. The school actively promotes equality of opportunity for all.	5	27	17	0	0	0	32	0
The Summary School Experience								
Q37. My child/children is/are happy at this school.	16	29	4	0	0	0	45	0
Q38. The school is well led and well managed.	9	30	9	1	0	0	39	1
Q39. I would recommend this school to another parent.	14	29	5	1	0	0	43	1

Key: SA=Strongly Agree, A=Agree, NAND = Neither Agree nor Disagree, D=Disagree, SD=Strongly Disagree, NR=No Response or unclear response

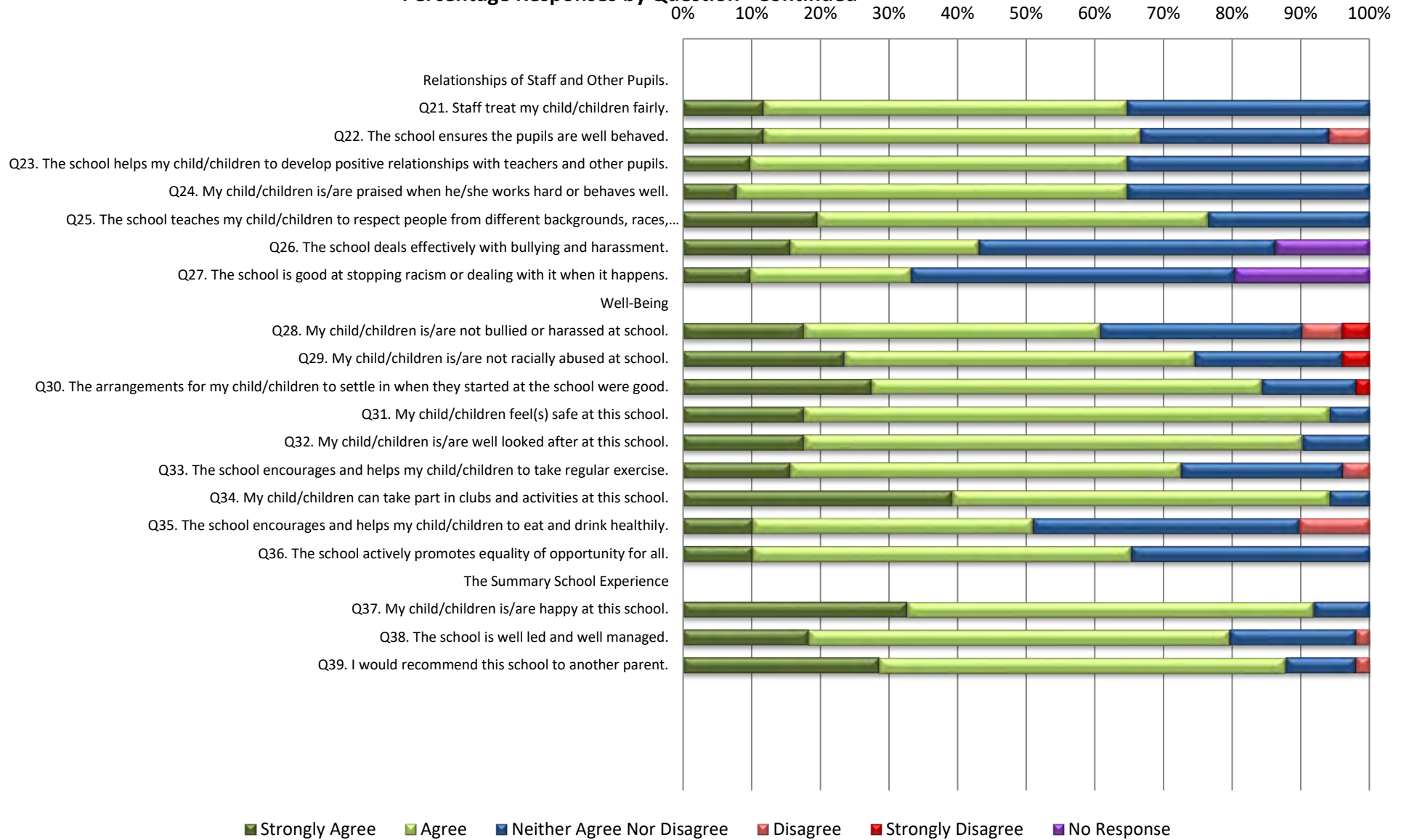
- Year 7

Percentage Responses by Question



- Year 7

Percentage Responses by Question - Continued



FOR SCHOOLS - PARENT VOICE

- Year 8

School: **Goldington Academy**

Date of Report: **28/10/2021**

Cohort: **Year 8**

Number of respondents: **70**

Percentage of Respondents Performance Criteria

Percentage of Respondents

	SA	A	NAND	D	SD	NR	Overall Strength	Overall Weakness
Home-School Relationships								
Q1. Staff explain how I can help my child/children at home.	9	36	39	11	6	0	44	17
Q2. I feel comfortable about approaching the school with questions, a problem or complaint.	23	57	10	9	1	0	80	10
Q3. My child has special educational needs and/or disabilities (SEND) and the school gives my child the support they need.	36	36	0	27	0	0	73	27
Q4. The school responds well to any concerns I raise.	31	61	0	6	2	0	92	8
Q5. The school makes me aware of what my child/children will learn during the year.	13	53	17	16	1	0	66	17
The Learning Experience								
Q7. My child/children is/are making good progress at this school.	24	44	26	6	0	0	69	6
Q8. My child/children is/are taught well at this school.	21	49	26	4	0	0	70	4
Q9. The school has high expectations for my child/children.	24	40	27	6	3	0	64	9
Q10. Staff encourage my child/children to become mature and independent.	19	43	30	7	0	0	62	7
Q11. There is a good range of subjects/activities available to my child/children at this school.	32	52	12	4	0	0	84	4
Q12. My child/children receive(s) appropriate homework for their age.	12	64	16	7	1	0	75	9
Q13. The school teaches my child/children how to manage their feelings appropriately.	12	43	33	10	1	0	55	12
Q14. The school teaches my child/children to persevere when they find their work hard.	10	42	42	6	0	0	52	6
Q15. The school supports my child's wider personal development.	20	35	29	12	3	0	55	15
Q16. The school helps my child/children be prepared for a change of class or school.	8	48	34	11	0	0	55	11
Making a Contribution								
Q17. The school gives my child/children opportunities to make positive contributions to their class/group or school.	18	46	31	5	0	0	65	5
Q18. The school gives my child/children opportunities to make positive contributions to the community outside school.	8	35	45	11	2	0	43	12
Q19. The school asks my child/children for their views about important things in school.	14	38	42	6	0	0	52	6
Q20. The school takes account of the views of my child/children.	15	34	34	16	2	0	48	18

Key: SA=Strongly Agree, A=Agree, NAND = Neither Agree nor Disagree, D=Disagree, SD=Strongly Disagree, NR=No Response or unclear response

Notes: **Dark Blue:** Overall Strength = Greater than 85%, **Light Blue:** Overall Strength = 70% - 85%, **Red:** Overall Weakness = Greater than 50%, **Green:** Overall Weakness = 40% - 50%

Year 8

Number of Respondents

Performance Criteria

(Figures in red are the modal response)

Number of Respondents

	SA	A	NAND	D	SD	NA	Overall Strength	Overall Weakness
Home-School Relationships								
Q1. Staff explain how I can help my child/children at home.	6	25	27	8	4	0	31	12
Q2. I feel comfortable about approaching the school with questions, a problem or complaint.	16	40	7	6	1	0	56	7
Q3. My child has special educational needs and/or disabilities (SEND) and the school gives my child the support they need.	4	4	0	3	0	50	8	3
Q4. The school responds well to any concerns I raise.	16	31	0	3	1	6	47	4
Q5. The school makes me aware of what my child/children will learn during the year.	9	37	12	11	1	0	46	12
Q6. I am kept well informed about my child's progress.	7	26	16	18	3	0	33	21
The Learning Experience								
Q7. My child/children is/are making good progress at this school.	17	31	18	4	0	0	48	4
Q8. My child/children is/are taught well at this school.	15	34	18	3	0	0	49	3
Q9. The school has high expectations for my child/children.	17	28	19	4	2	0	45	6
Q10. Staff encourage my child/children to become mature and independent.	13	30	21	5	0	0	43	5
Q11. There is a good range of subjects/activities available to my child/children at this school.	22	36	8	3	0	0	58	3
Q12. My child/children receive(s) appropriate homework for their age.	8	44	11	5	1	0	52	6
Q13. The school teaches my child/children how to manage their feelings appropriately.	8	30	23	7	1	0	38	8
Q14. The school teaches my child/children to persevere when they find their work hard.	7	29	29	4	0	0	36	4
Q15. The school supports my child's wider personal development.	13	23	19	8	2	0	36	10
Q16. The school helps my child/children be prepared for a change of class or school.	5	31	22	7	0	0	36	7
Making a Contribution								
Q17. The school gives my child/children opportunities to make positive contributions to their class/group or school.	12	30	20	3	0	0	42	3
Q18. The school gives my child/children opportunities to make positive contributions to the community outside school.	5	23	29	7	1	0	28	8
Q19. The school asks my child/children for their views about important things in school.	9	25	27	4	0	0	34	4
Q20. The school takes account of the views of my child/children.	9	21	21	10	1	0	30	11

Key: SA=Strongly Agree, A=Agree, NAND = Neither Agree nor Disagree, D=Disagree, SD=Strongly Disagree, NR=No Response or unclear response

Year 8

Number of Respondents - Continued

Performance Criteria

(Figures in red are the modal response)

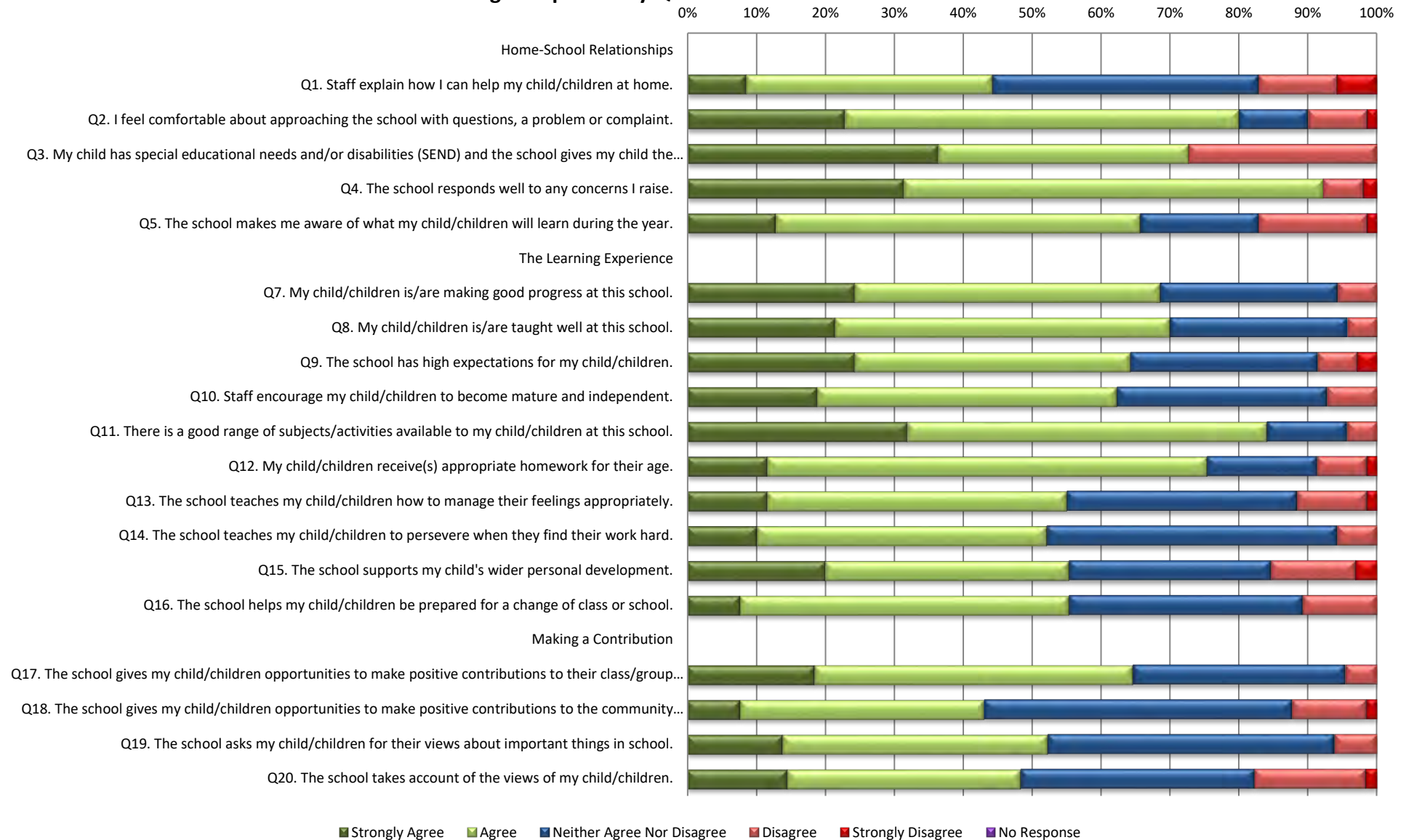
Number of Respondents

	SA	A	NAND	D	SD	NR	Overall Strength	Overall Weakness
Relationships of Staff and Other Pupils.								
Q21. Staff treat my child/children fairly.	12	31	13	5	1	0	43	6
Q22. The school ensures the pupils are well behaved.	14	31	13	4	0	0	45	4
Q23. The school helps my child/children to develop positive relationships with teachers and other pupils.	12	32	14	2	2	0	44	4
Q24. My child/children is/are praised when he/she works hard or behaves well.	17	29	14	2	0	0	46	2
Q25. The school teaches my child/children to respect people from different backgrounds, races, religions etc.	13	42	6	0	1	0	55	1
Q26. The school deals effectively with bullying and harassment.	10	27	11	3	4	7	37	7
Q27. The school is good at stopping racism or dealing with it when it happens.	7	27	20	0	1	7	34	1
Well-Being								
Q28. My child/children is/are not bullied or harassed at school.	18	25	9	7	3	0	43	10
Q29. My child/children is/are not racially abused at school.	19	29	12	0	2	0	48	2
Q30. The arrangements for my child/children to settle in when they started at the school were good.	16	33	8	5	0	0	49	5
Q31. My child/children feel(s) safe at this school.	16	42	3	1	0	0	58	1
Q32. My child/children is/are well looked after at this school.	17	33	10	2	0	0	50	2
Q33. The school encourages and helps my child/children to take regular exercise.	16	33	10	3	0	0	49	3
Q34. My child/children can take part in clubs and activities at this school.	28	29	5	0	0	0	57	0
Q35. The school encourages and helps my child/children to eat and drink healthily.	7	27	18	8	0	0	34	8
Q36. The school actively promotes equality of opportunity for all.	14	27	15	4	0	0	41	4
The Summary School Experience								
Q37. My child/children is/are happy at this school.	22	25	11	2	0	0	47	2
Q38. The school is well led and well managed.	19	25	14	0	2	0	44	2
Q39. I would recommend this school to another parent.	21	26	8	3	2	0	47	5

Key: SA=Strongly Agree, A=Agree, NAND = Neither Agree nor Disagree, D=Disagree, SD=Strongly Disagree, NR=No Response or unclear response

- Year 8

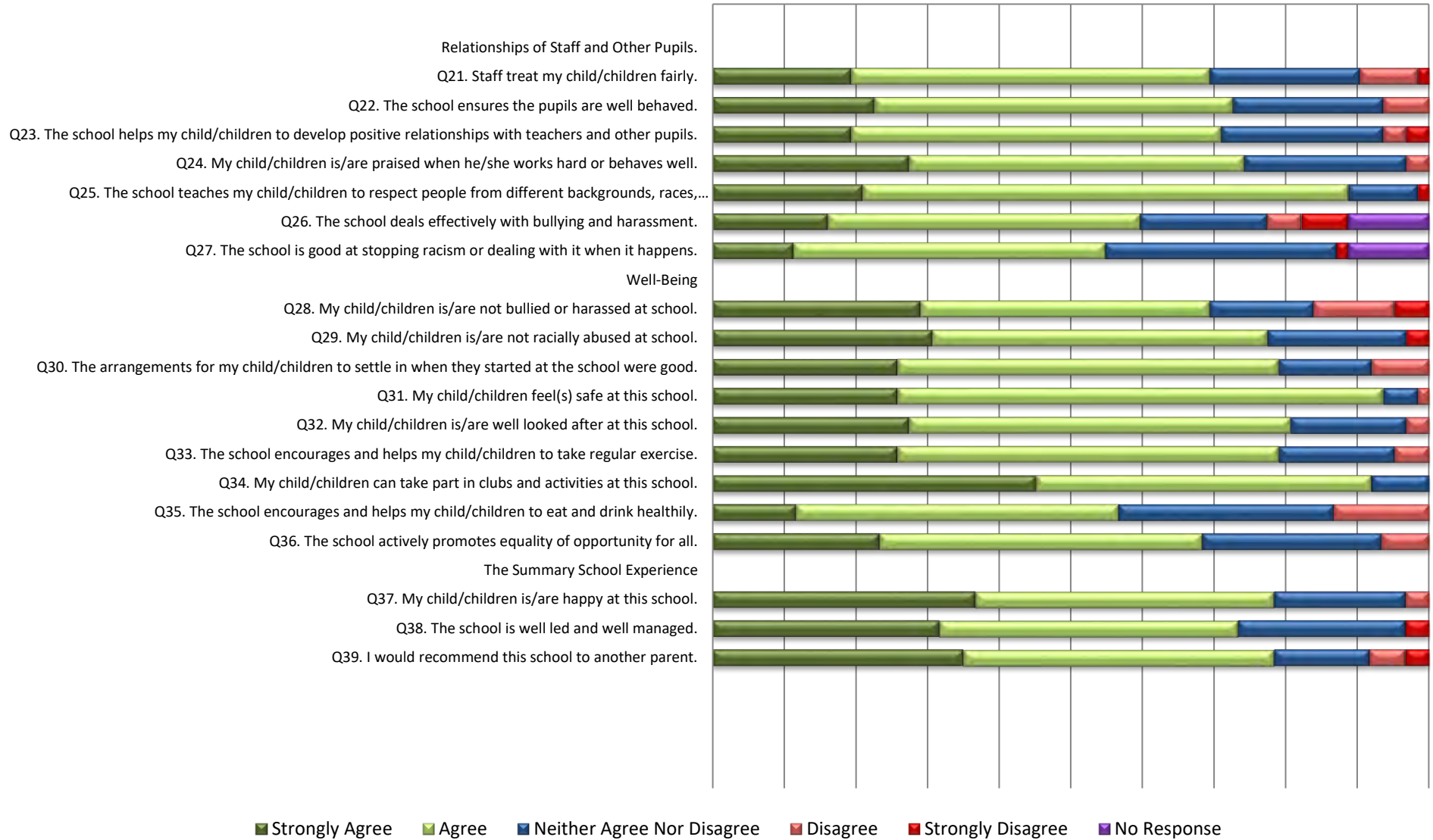
Percentage Responses by Question



- Year 8

Percentage Responses by Question - Continued

0% 10% 20% 30% 40% 50% 60% 70% 80% 90% 100%



FOR SCHOOLS - PARENT VOICE

- Year 9

School: **Goldington Academy**

Date of Report: **28/10/2021**

Cohort: **Year 9**

Number of respondents: **67**

Percentage of Respondents Performance Criteria

Percentage of Respondents

	SA	A	NAND	D	SD	NR	Overall Strength	Overall Weakness
Home-School Relationships								
Q1. Staff explain how I can help my child/children at home.	4	40	40	12	3	0	45	15
Q2. I feel comfortable about approaching the school with questions, a problem or complaint.	34	48	15	3	0	0	82	3
Q3. My child has special educational needs and/or disabilities (SEND) and the school gives my child the support they need.	9	64	0	18	9	0	73	27
Q4. The school responds well to any concerns I raise.	24	66	0	8	2	0	90	10
Q5. The school makes me aware of what my child/children will learn during the year.	10	58	19	10	1	0	69	12
The Learning Experience								
Q7. My child/children is/are making good progress at this school.	19	54	22	4	0	0	73	4
Q8. My child/children is/are taught well at this school.	18	57	22	3	0	0	75	3
Q9. The school has high expectations for my child/children.	28	52	18	1	0	0	81	1
Q10. Staff encourage my child/children to become mature and independent.	19	57	21	3	0	0	76	3
Q11. There is a good range of subjects/activities available to my child/children at this school.	27	55	13	4	0	0	82	4
Q12. My child/children receive(s) appropriate homework for their age.	10	54	24	12	0	0	64	12
Q13. The school teaches my child/children how to manage their feelings appropriately.	12	40	37	9	1	0	52	10
Q14. The school teaches my child/children to persevere when they find their work hard.	12	42	45	1	0	0	54	1
Q15. The school supports my child's wider personal development.	9	51	37	2	2	0	60	3
Q16. The school helps my child/children be prepared for a change of class or school.	3	38	51	8	0	0	42	8
Making a Contribution								
Q17. The school gives my child/children opportunities to make positive contributions to their class/group or school.	12	72	15	0	0	0	85	0
Q18. The school gives my child/children opportunities to make positive contributions to the community outside school.	5	32	52	9	2	0	37	11
Q19. The school asks my child/children for their views about important things in school.	2	48	49	2	0	0	49	2
Q20. The school takes account of the views of my child/children.	3	44	50	3	0	0	47	3

Key: SA=Strongly Agree, A=Agree, NAND = Neither Agree nor Disagree, D=Disagree, SD=Strongly Disagree, NR=No Response or unclear response

Notes: **Dark Blue:** Overall Strength = Greater than 85%, **Light Blue:** Overall Strength = 70% - 85%, **Red:** Overall Weakness = Greater than 50%, **Green:** Overall Weakness = 40% - 50%

Year 9

Number of Respondents

Performance Criteria

(Figures in red are the modal response)

Number of Respondents

	SA	A	NAND	D	SD	NA	Overall Strength	Overall Weakness
Home-School Relationships								
Q1. Staff explain how I can help my child/children at home.	3	27	27	8	2	0	30	10
Q2. I feel comfortable about approaching the school with questions, a problem or complaint.	23	32	10	2	0	0	55	2
Q3. My child has special educational needs and/or disabilities (SEND) and the school gives my child the support they need.	1	7	0	2	1	49	8	3
Q4. The school responds well to any concerns I raise.	12	33	0	4	1	3	45	5
Q5. The school makes me aware of what my child/children will learn during the year.	7	39	13	7	1	0	46	8
Q6. I am kept well informed about my child's progress.	6	35	17	8	1	0	41	9
The Learning Experience								
Q7. My child/children is/are making good progress at this school.	13	36	15	3	0	0	49	3
Q8. My child/children is/are taught well at this school.	12	38	15	2	0	0	50	2
Q9. The school has high expectations for my child/children.	19	35	12	1	0	0	54	1
Q10. Staff encourage my child/children to become mature and independent.	13	38	14	2	0	0	51	2
Q11. There is a good range of subjects/activities available to my child/children at this school.	18	37	9	3	0	0	55	3
Q12. My child/children receive(s) appropriate homework for their age.	7	36	16	8	0	0	43	8
Q13. The school teaches my child/children how to manage their feelings appropriately.	8	27	25	6	1	0	35	7
Q14. The school teaches my child/children to persevere when they find their work hard.	8	28	30	1	0	0	36	1
Q15. The school supports my child's wider personal development.	6	33	24	1	1	0	39	2
Q16. The school helps my child/children be prepared for a change of class or school.	2	25	33	5	0	0	27	5
Making a Contribution								
Q17. The school gives my child/children opportunities to make positive contributions to their class/group or school.	8	47	10	0	0	0	55	0
Q18. The school gives my child/children opportunities to make positive contributions to the community outside school.	3	21	34	6	1	0	24	7
Q19. The school asks my child/children for their views about important things in school.	1	31	32	1	0	0	32	1
Q20. The school takes account of the views of my child/children.	2	28	32	2	0	0	30	2

Key: SA=Strongly Agree, A=Agree, NAND = Neither Agree nor Disagree, D=Disagree, SD=Strongly Disagree, NR=No Response or unclear response

Year 9

Number of Respondents - Continued

Performance Criteria

(Figures in red are the modal response)

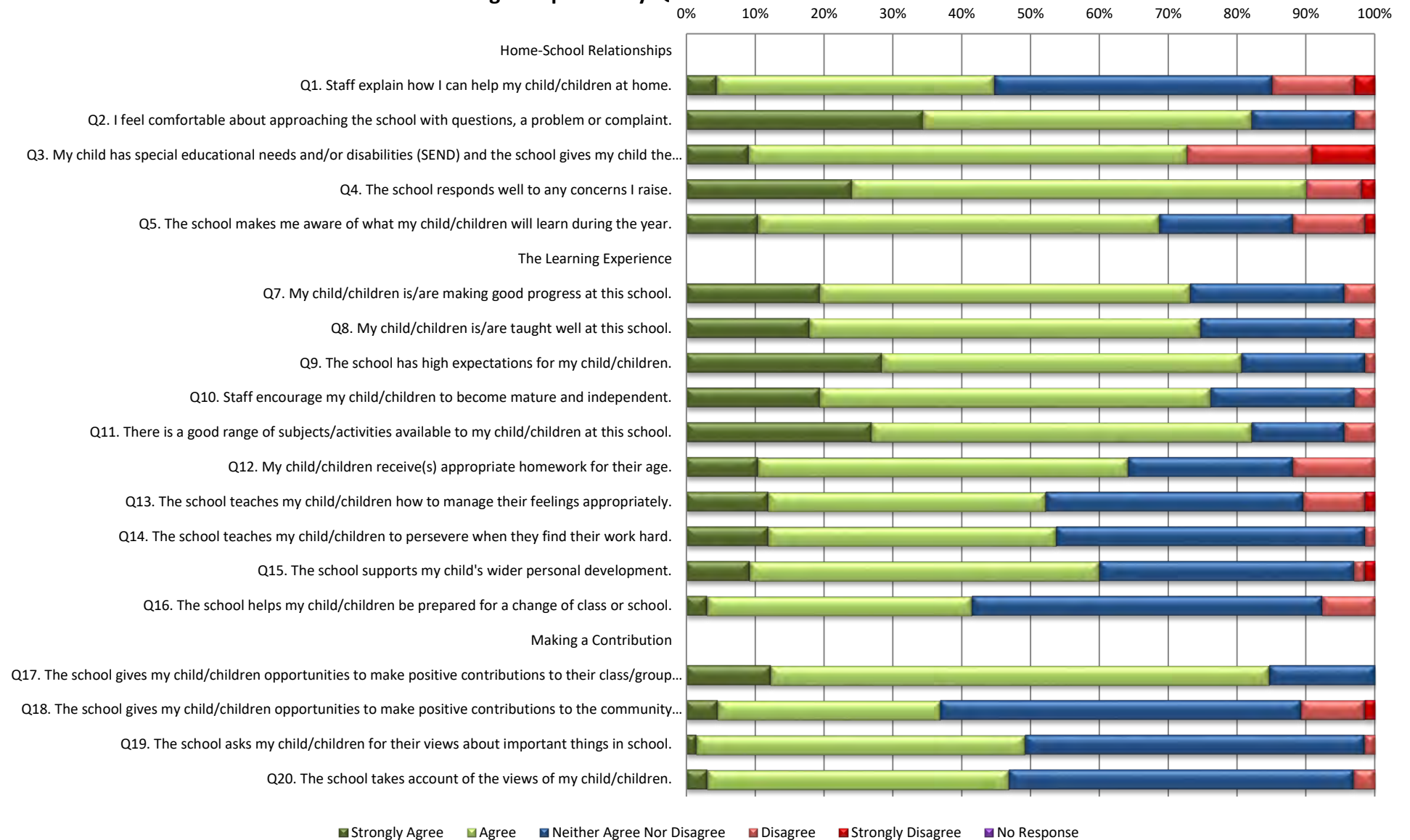
Number of Respondents

	SA	A	NAND	D	SD	NR	Overall Strength	Overall Weakness
Relationships of Staff and Other Pupils.								
Q21. Staff treat my child/children fairly.	11	36	12	4	1	0	47	5
Q22. The school ensures the pupils are well behaved.	7	39	14	4	0	0	46	4
Q23. The school helps my child/children to develop positive relationships with teachers and other pupils.	11	31	17	5	0	0	42	5
Q24. My child/children is/are praised when he/she works hard or behaves well.	19	35	7	3	0	0	54	3
Q25. The school teaches my child/children to respect people from different backgrounds, races, religions etc.	16	37	8	2	1	0	53	3
Q26. The school deals effectively with bullying and harassment.	7	32	13	6	3	3	39	9
Q27. The school is good at stopping racism or dealing with it when it happens.	7	22	22	2	1	10	29	3
Well-Being								
Q28. My child/children is/are not bullied or harassed at school.	14	30	9	10	1	0	44	11
Q29. My child/children is/are not racially abused at school.	16	33	13	0	2	0	49	2
Q30. The arrangements for my child/children to settle in when they started at the school were good.	17	41	3	1	1	0	58	2
Q31. My child/children feel(s) safe at this school.	15	42	4	2	0	0	57	2
Q32. My child/children is/are well looked after at this school.	14	41	7	1	0	0	55	1
Q33. The school encourages and helps my child/children to take regular exercise.	10	45	6	2	0	0	55	2
Q34. My child/children can take part in clubs and activities at this school.	21	36	5	1	0	0	57	1
Q35. The school encourages and helps my child/children to eat and drink healthily.	5	30	19	5	3	0	35	8
Q36. The school actively promotes equality of opportunity for all.	12	34	14	2	0	0	46	2
The Summary School Experience								
Q37. My child/children is/are happy at this school.	16	39	4	3	0	0	55	3
Q38. The school is well led and well managed.	17	36	8	1	0	0	53	1
Q39. I would recommend this school to another parent.	23	26	10	3	0	0	49	3

Key: SA=Strongly Agree, A=Agree, NAND = Neither Agree nor Disagree, D=Disagree, SD=Strongly Disagree, NR=No Response or unclear response

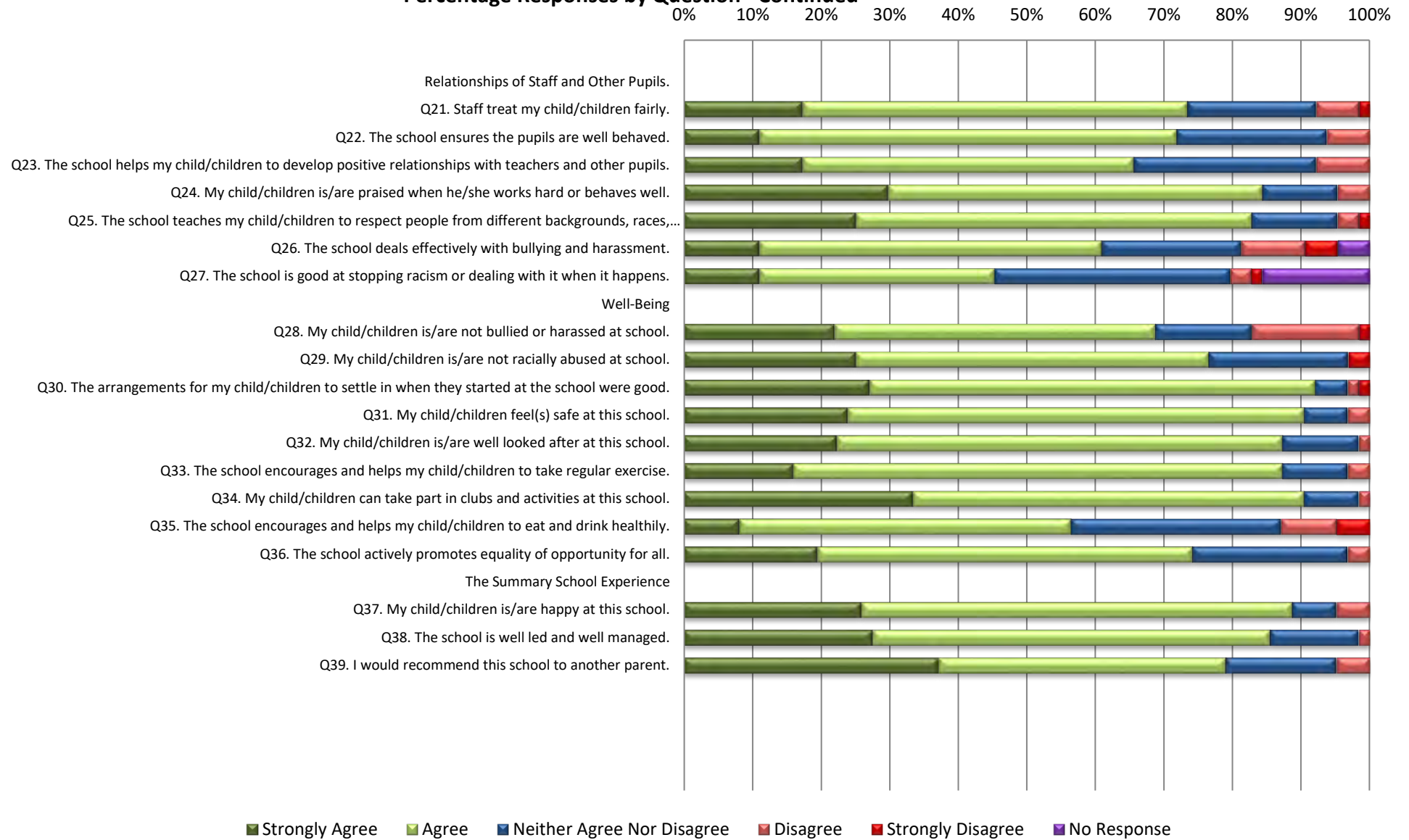
- Year 9

Percentage Responses by Question



- Year 9

Percentage Responses by Question - Continued



FOR SCHOOLS - PARENT VOICE

- Year 10

School: **Goldington Academy**

Date of Report: **28/10/2021**

Cohort: **Year 10**

Number of respondents: **61**

Percentage of Respondents Performance Criteria

	Percentage of Respondents						Overall Strength	Overall Weakness
	SA	A	NAND	D	SD	NR		
Home-School Relationships								
Q1. Staff explain how I can help my child/children at home.	8	49	30	11	2	0	57	13
Q2. I feel comfortable about approaching the school with questions, a problem or complaint.	38	39	10	8	5	0	77	13
Q3. My child has special educational needs and/or disabilities (SEND) and the school gives my child the support they need.	11	56	0	22	11	0	67	33
Q4. The school responds well to any concerns I raise.	31	61	0	6	2	0	92	8
Q5. The school makes me aware of what my child/children will learn during the year.	11	61	16	10	2	0	72	11
The Learning Experience								
Q7. My child/children is/are making good progress at this school.	31	49	18	2	0	0	80	2
Q8. My child/children is/are taught well at this school.	26	51	20	3	0	0	77	3
Q9. The school has high expectations for my child/children.	28	56	13	3	0	0	84	3
Q10. Staff encourage my child/children to become mature and independent.	16	56	26	2	0	0	72	2
Q11. There is a good range of subjects/activities available to my child/children at this school.	33	54	8	3	2	0	87	5
Q12. My child/children receive(s) appropriate homework for their age.	18	59	13	10	0	0	77	10
Q13. The school teaches my child/children how to manage their feelings appropriately.	8	51	30	10	2	0	59	11
Q14. The school teaches my child/children to persevere when they find their work hard.	11	48	36	3	2	0	59	5
Q15. The school supports my child's wider personal development.	18	43	38	2	0	0	61	2
Q16. The school helps my child/children be prepared for a change of class or school.	8	48	39	5	0	0	56	5
Making a Contribution								
Q17. The school gives my child/children opportunities to make positive contributions to their class/group or school.	16	61	18	3	2	0	77	5
Q18. The school gives my child/children opportunities to make positive contributions to the community outside school.	8	38	46	7	2	0	46	8
Q19. The school asks my child/children for their views about important things in school.	8	52	28	11	0	0	61	11
Q20. The school takes account of the views of my child/children.	8	44	34	13	0	0	52	13

Key: SA=Strongly Agree, A=Agree, NAND = Neither Agree nor Disagree, D=Disagree, SD=Strongly Disagree, NR=No Response or unclear response

Notes: **Dark Blue:** Overall Strength = Greater than 85%, **Light Blue:** Overall Strength = 70% - 85%, **Red:** Overall Weakness = Greater than 50%, **Green:** Overall Weakness = 40% - 50%

Year 10

Number of Respondents

Performance Criteria

(Figures in red are the modal response)

Number of Respondents

	SA	A	NAND	D	SD	NA	Overall Strength	Overall Weakness
Home-School Relationships								
Q1. Staff explain how I can help my child/children at home.	5	30	18	7	1	0	35	8
Q2. I feel comfortable about approaching the school with questions, a problem or complaint.	23	24	6	5	3	0	47	8
Q3. My child has special educational needs and/or disabilities (SEND) and the school gives my child the support they need.	1	5	0	2	1	46	6	3
Q4. The school responds well to any concerns I raise.	16	31	0	3	1	4	47	4
Q5. The school makes me aware of what my child/children will learn during the year.	7	37	10	6	1	0	44	7
Q6. I am kept well informed about my child's progress.	10	30	8	11	2	0	40	13
The Learning Experience								
Q7. My child/children is/are making good progress at this school.	19	30	11	1	0	0	49	1
Q8. My child/children is/are taught well at this school.	16	31	12	2	0	0	47	2
Q9. The school has high expectations for my child/children.	17	34	8	2	0	0	51	2
Q10. Staff encourage my child/children to become mature and independent.	10	34	16	1	0	0	44	1
Q11. There is a good range of subjects/activities available to my child/children at this school.	20	33	5	2	1	0	53	3
Q12. My child/children receive(s) appropriate homework for their age.	11	36	8	6	0	0	47	6
Q13. The school teaches my child/children how to manage their feelings appropriately.	5	31	18	6	1	0	36	7
Q14. The school teaches my child/children to persevere when they find their work hard.	7	29	22	2	1	0	36	3
Q15. The school supports my child's wider personal development.	11	26	23	1	0	0	37	1
Q16. The school helps my child/children be prepared for a change of class or school.	5	29	24	3	0	0	34	3
Making a Contribution								
Q17. The school gives my child/children opportunities to make positive contributions to their class/group or school.	10	37	11	2	1	0	47	3
Q18. The school gives my child/children opportunities to make positive contributions to the community outside school.	5	23	28	4	1	0	28	5
Q19. The school asks my child/children for their views about important things in school.	5	32	17	7	0	0	37	7
Q20. The school takes account of the views of my child/children.	5	27	21	8	0	0	32	8

Key: SA=Strongly Agree, A=Agree, NAND = Neither Agree nor Disagree, D=Disagree, SD=Strongly Disagree, NR=No Response or unclear response

Year 10

Number of Respondents - Continued

Performance Criteria

(Figures in red are the modal response)

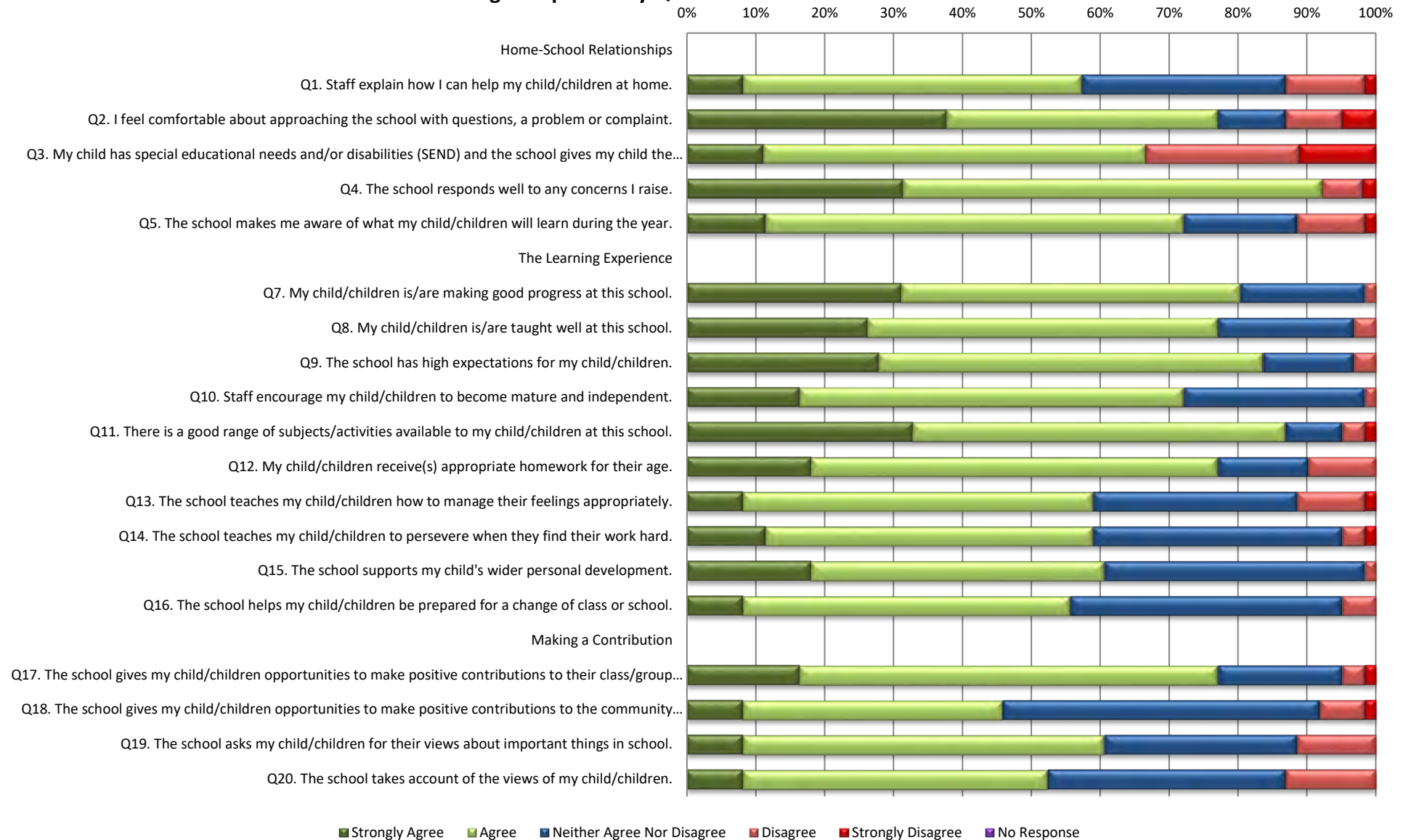
Number of Respondents

	SA	A	NAND	D	SD	NR	Overall Strength	Overall Weakness
Relationships of Staff and Other Pupils.								
Q21. Staff treat my child/children fairly.	13	29	11	7	1	0	42	8
Q22. The school ensures the pupils are well behaved.	9	32	11	7	2	0	41	9
Q23. The school helps my child/children to develop positive relationships with teachers and other pupils.	12	34	11	3	1	0	46	4
Q24. My child/children is/are praised when he/she works hard or behaves well.	15	39	3	4	0	0	54	4
Q25. The school teaches my child/children to respect people from different backgrounds, races, religions etc.	16	34	10	0	0	0	50	0
Q26. The school deals effectively with bullying and harassment.	10	24	9	8	3	6	34	11
Q27. The school is good at stopping racism or dealing with it when it happens.	8	22	15	5	0	10	30	5
Well-Being								
Q28. My child/children is/are not bullied or harassed at school.	14	30	6	9	1	0	44	10
Q29. My child/children is/are not racially abused at school.	18	28	11	2	1	0	46	3
Q30. The arrangements for my child/children to settle in when they started at the school were good.	19	30	9	0	1	0	49	1
Q31. My child/children feel(s) safe at this school.	24	27	5	3	0	0	51	3
Q32. My child/children is/are well looked after at this school.	24	25	7	2	1	0	49	3
Q33. The school encourages and helps my child/children to take regular exercise.	16	33	6	4	0	0	49	4
Q34. My child/children can take part in clubs and activities at this school.	22	33	3	0	1	0	55	1
Q35. The school encourages and helps my child/children to eat and drink healthily.	9	20	17	7	5	0	29	12
Q36. The school actively promotes equality of opportunity for all.	13	31	12	0	2	0	44	2
The Summary School Experience								
Q37. My child/children is/are happy at this school.	20	27	6	5	0	0	47	5
Q38. The school is well led and well managed.	25	22	8	2	1	0	47	3
Q39. I would recommend this school to another parent.	25	23	8	0	2	0	48	2

Key: SA=Strongly Agree, A=Agree, NAND = Neither Agree nor Disagree, D=Disagree, SD=Strongly Disagree, NR=No Response or unclear response

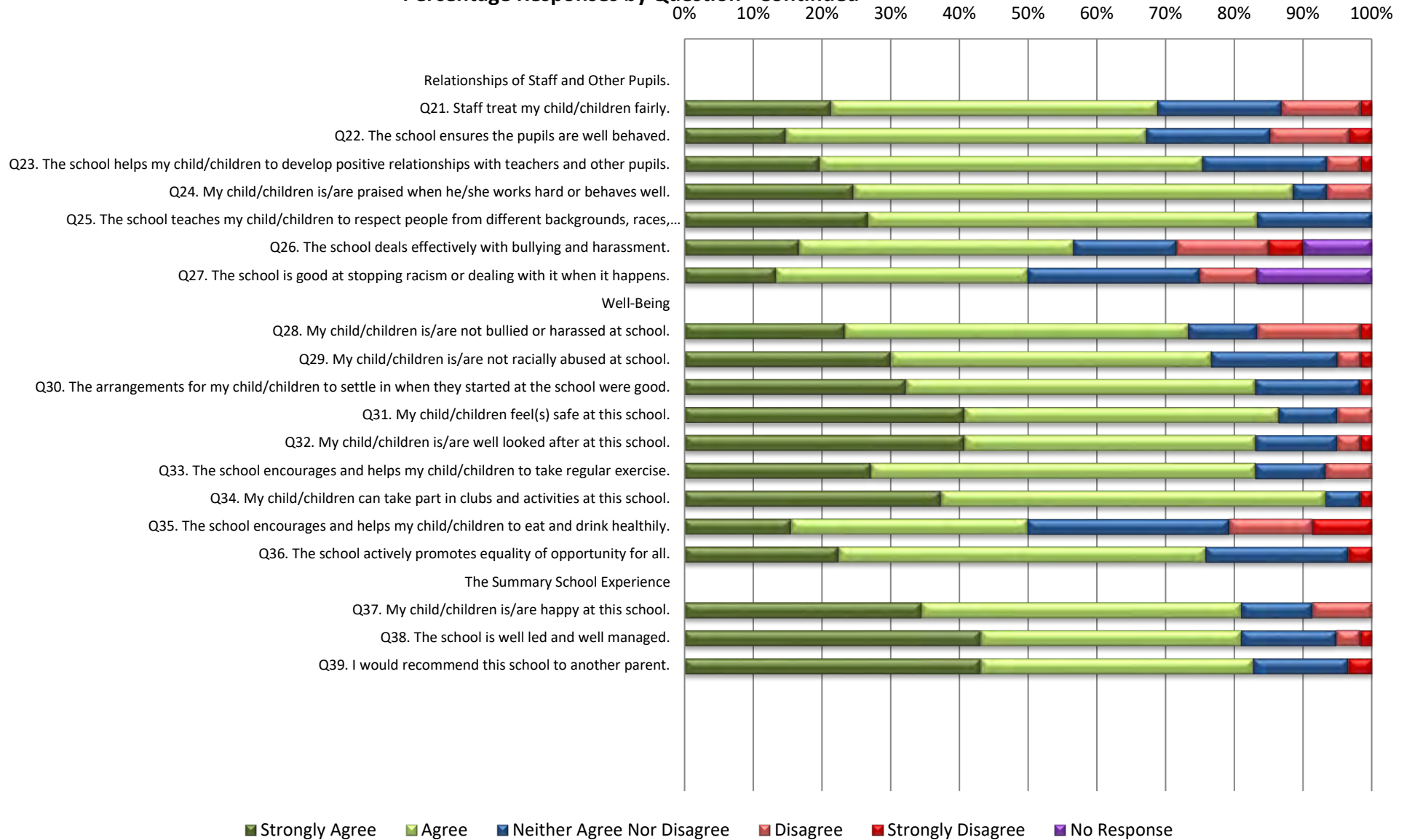
- Year 10

Percentage Responses by Question



- Year 10

Percentage Responses by Question - Continued



FOR SCHOOLS - PARENT VOICE

- Year 11

School: **Goldington Academy**

Date of Report: **28/10/2021**

Cohort: **Year 11**

Number of respondents: **63**

Percentage of Respondents Performance Criteria

Percentage of Respondents

	SA	A	NAND	D	SD	NR	Overall Strength	Overall Weakness
Home-School Relationships								
Q1. Staff explain how I can help my child/children at home.	10	52	25	13	0	0	62	13
Q2. I feel comfortable about approaching the school with questions, a problem or complaint.	51	37	10	3	0	0	87	3
Q3. My child has special educational needs and/or disabilities (SEND) and the school gives my child the support they need.	25	55	0	10	10	0	80	20
Q4. The school responds well to any concerns I raise.	45	47	0	5	2	0	93	7
Q5. The school makes me aware of what my child/children will learn during the year.	25	52	14	6	2	0	78	8
The Learning Experience								
Q7. My child/children is/are making good progress at this school.	29	54	11	6	0	0	83	6
Q8. My child/children is/are taught well at this school.	24	54	17	5	0	0	78	5
Q9. The school has high expectations for my child/children.	24	56	16	5	0	0	79	5
Q10. Staff encourage my child/children to become mature and independent.	21	58	18	3	0	0	79	3
Q11. There is a good range of subjects/activities available to my child/children at this school.	35	58	5	2	0	0	94	2
Q12. My child/children receive(s) appropriate homework for their age.	18	55	16	10	2	0	73	11
Q13. The school teaches my child/children how to manage their feelings appropriately.	21	47	27	5	0	0	68	5
Q14. The school teaches my child/children to persevere when they find their work hard.	21	52	26	2	0	0	73	2
Q15. The school supports my child's wider personal development.	18	62	15	3	2	0	80	5
Q16. The school helps my child/children be prepared for a change of class or school.	18	52	20	10	0	0	70	10
Making a Contribution								
Q17. The school gives my child/children opportunities to make positive contributions to their class/group or school.	28	52	18	2	0	0	80	2
Q18. The school gives my child/children opportunities to make positive contributions to the community outside school.	15	40	33	12	0	0	55	12
Q19. The school asks my child/children for their views about important things in school.	12	47	30	12	0	0	58	12
Q20. The school takes account of the views of my child/children.	12	42	42	2	2	0	54	3

Key: SA=Strongly Agree, A=Agree, NAND = Neither Agree nor Disagree, D=Disagree, SD=Strongly Disagree, NR=No Response or unclear response

Notes: **Dark Blue:** Overall Strength = Greater than 85%, **Light Blue:** Overall Strength = 70% - 85%, **Red:** Overall Weakness = Greater than 50%, **Green:** Overall Weakness = 40% - 50%

Year 11

Number of Respondents

Performance Criteria

(Figures in red are the modal response)

Number of Respondents

	SA	A	NAND	D	SD	NA	Overall Strength	Overall Weakness
Home-School Relationships								
Q1. Staff explain how I can help my child/children at home.	6	33	16	8	0	0	39	8
Q2. I feel comfortable about approaching the school with questions, a problem or complaint.	32	23	6	2	0	0	55	2
Q3. My child has special educational needs and/or disabilities (SEND) and the school gives my child the support they need.	5	11	0	2	2	40	16	4
Q4. The school responds well to any concerns I raise.	25	26	0	3	1	0	51	4
Q5. The school makes me aware of what my child/children will learn during the year.	16	33	9	4	1	0	49	5
Q6. I am kept well informed about my child's progress.	7	30	14	11	1	0	37	12
The Learning Experience								
Q7. My child/children is/are making good progress at this school.	18	34	7	4	0	0	52	4
Q8. My child/children is/are taught well at this school.	15	34	11	3	0	0	49	3
Q9. The school has high expectations for my child/children.	15	35	10	3	0	0	50	3
Q10. Staff encourage my child/children to become mature and independent.	13	36	11	2	0	0	49	2
Q11. There is a good range of subjects/activities available to my child/children at this school.	22	36	3	1	0	0	58	1
Q12. My child/children receive(s) appropriate homework for their age.	11	34	10	6	1	0	45	7
Q13. The school teaches my child/children how to manage their feelings appropriately.	13	29	17	3	0	0	42	3
Q14. The school teaches my child/children to persevere when they find their work hard.	13	32	16	1	0	0	45	1
Q15. The school supports my child's wider personal development.	11	37	9	2	1	0	48	3
Q16. The school helps my child/children be prepared for a change of class or school.	11	31	12	6	0	0	42	6
Making a Contribution								
Q17. The school gives my child/children opportunities to make positive contributions to their class/group or school.	17	31	11	1	0	0	48	1
Q18. The school gives my child/children opportunities to make positive contributions to the community outside school.	9	24	20	7	0	0	33	7
Q19. The school asks my child/children for their views about important things in school.	7	28	18	7	0	0	35	7
Q20. The school takes account of the views of my child/children.	7	25	25	1	1	0	32	2

Key: SA=Strongly Agree, A=Agree, NAND = Neither Agree nor Disagree, D=Disagree, SD=Strongly Disagree, NR=No Response or unclear response

Year 11

Number of Respondents - Continued

Performance Criteria

(Figures in red are the modal response)

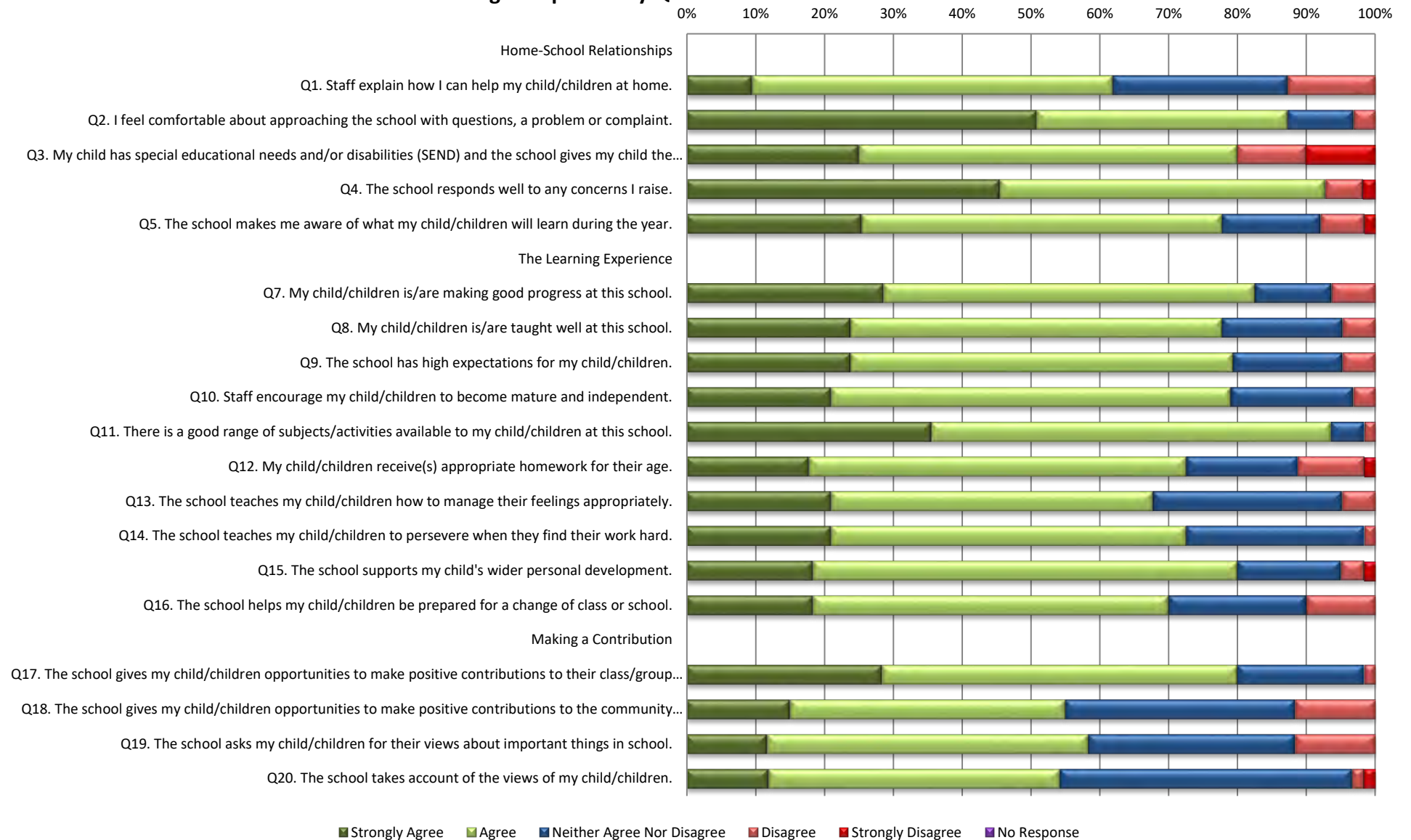
Number of Respondents

	SA	A	NAND	D	SD	NR	Overall Strength	Overall Weakness
Relationships of Staff and Other Pupils.								
Q21. Staff treat my child/children fairly.	12	32	10	3	2	0	44	5
Q22. The school ensures the pupils are well behaved.	8	44	4	3	0	0	52	3
Q23. The school helps my child/children to develop positive relationships with teachers and other pupils.	12	32	12	3	0	0	44	3
Q24. My child/children is/are praised when he/she works hard or behaves well.	21	26	8	3	1	0	47	4
Q25. The school teaches my child/children to respect people from different backgrounds, races, religions etc.	23	24	9	2	0	0	47	2
Q26. The school deals effectively with bullying and harassment.	8	30	11	2	2	5	38	4
Q27. The school is good at stopping racism or dealing with it when it happens.	10	19	18	2	0	9	29	2
Well-Being								
Q28. My child/children is/are not bullied or harassed at school.	16	21	15	5	1	0	37	6
Q29. My child/children is/are not racially abused at school.	23	22	12	1	0	0	45	1
Q30. The arrangements for my child/children to settle in when they started at the school were good.	26	23	7	0	2	0	49	2
Q31. My child/children feel(s) safe at this school.	27	26	4	1	0	0	53	1
Q32. My child/children is/are well looked after at this school.	23	26	8	1	0	0	49	1
Q33. The school encourages and helps my child/children to take regular exercise.	16	31	11	0	0	0	47	0
Q34. My child/children can take part in clubs and activities at this school.	27	27	3	1	0	0	54	1
Q35. The school encourages and helps my child/children to eat and drink healthily.	8	27	18	4	0	0	35	4
Q36. The school actively promotes equality of opportunity for all.	11	30	15	1	0	0	41	1
The Summary School Experience								
Q37. My child/children is/are happy at this school.	21	31	2	2	1	0	52	3
Q38. The school is well led and well managed.	25	23	7	0	2	0	48	2
Q39. I would recommend this school to another parent.	30	19	6	0	2	0	49	2

Key: SA=Strongly Agree, A=Agree, NAND = Neither Agree nor Disagree, D=Disagree, SD=Strongly Disagree, NR=No Response or unclear response

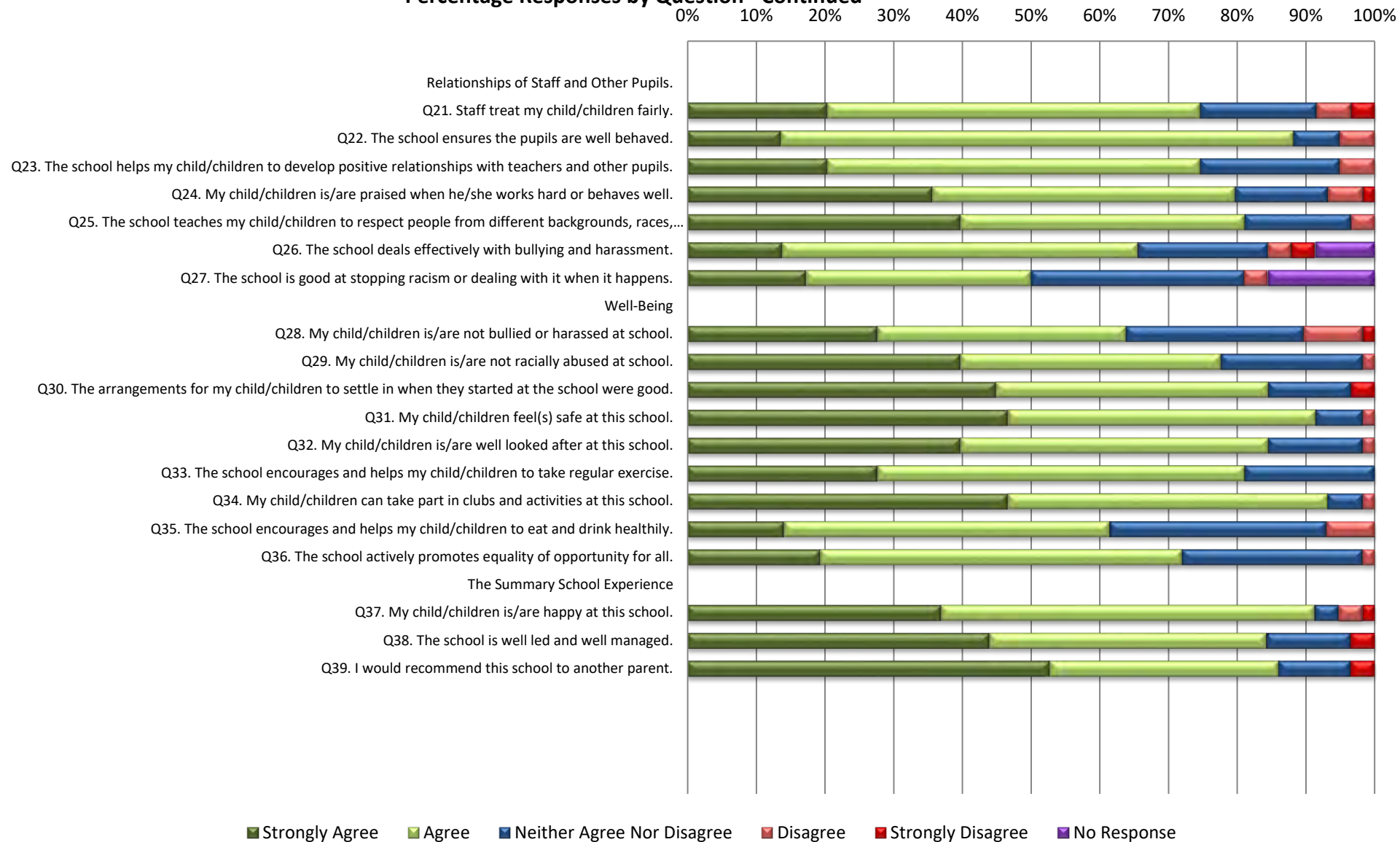
- Year 11

Percentage Responses by Question



- Year 11

Percentage Responses by Question - Continued



Year	Please choose one thing you would like to celebrate about the school.
7	A wide variety of clubs and activities
7	Always keep me updated on parents account.
7	Certain teachers
	Dealing with behaviour/incidents effectively. Quality of lessons very engaging.
7	School dinners.
7	Discipline
7	Diversity
7	Good school overall
7	How well they have made year 7 welcome and settle in after a Rocky year 6
	I have recently contacted my child's form tutor to see how they have been progressing since they joined at GA. The reason for this was that when we asked our child how they feel they are doing academically they became tearful which was unlike them. What was exceptional was that the feedback I received was that they were doing well academically yet the form tutor acknowledged that even though they were doing well and the attitude for learning was good, the form tutor states that my child clearly doesn't feel that and that she will try to explore why that is. This nurturing approach to understand the feeling my child has (which is the opposite to how they are doing) reminded me of why I chose this school for my child.
7	Their feelings matter and that is wonderful!
7	It's perfect looking and organized school. Very impressed.
7	Looks nice
7	My son likes it a lot, is excited about topics he studies.
7	Opportunity to participate in whole school event
7	Proactive on the children's needs.
7	Staff
7	The extra curricular activities
7	The school football team is doing well.
7	the transition into year 7 was very good, we loved the summer camp and opportunity for our daughter to meet other children prior to September
	This is really difficult to comment on as I don't feel like we really know anything about the school yet. There is very little communication compared to what we were used to at primary. I have no idea how my child is progressing because none of his homework has been given grades. We can only go on what he tells us but he was exceeding expectations in most areas at primary - no idea if this is still the case or not. Parents evening
7	feels a long way away to find out.
7	Very friendly and approachable
7	
7	
7	
7	

8	Activities and clubs
8	Great children like young adults
8	Great restart with the clubs and extended school day. My child has really benefitted from the opportunity and faith shown in them. Thank you.
8	Hard work
8	I am delighted with my son's experience at Goldington so far, he had a rough time at primary school and was broken. He loves school, perceives himself as popular and has high expectations for his learning and life aspirations I love that I have been able to email teachers direct if needed as this really helps .
8	I feel safe that my children attend this school. Having dealt with many schools, I know this is by far the best one for my children to grow into mature, well balanced and happy individuals, who will be ready to take on the next chapter of their lives when they have finished their years here.
8	I like the school because the way they treat new students and the way they receive them .
8	It's responsiveness to changing situations and keeping the focus on their students, their education and well-being.
8	I've had one child leave after year 11 and one in year 8, absolutely never any trouble or drama. I really am pleased they attended/attend this school.
8	Lessons and clubs
8	My daughter comes home every day with a smile on her face and is hugely enjoying her learning. The school is well-run and offers an array of opportunities for all children.
8	My daughter is epileptic and school are amazing with her
8	Nothing comes to mind
8	Play ground
8	Teachers are always happy to make time to talk to students one to one.
8	Thank you for keeping us well informed during covid in all areas Wonderful pastoral care in year 8
8	The consistency with helping my child when behaviour has not been great.
8	The homework platform is great for visibility on what is set and dates for completion. The SMHW app works well.
8	The lessons
8	The opportunity for a child to be involved within the school community and build their self-esteem and confidence is very good.
8	The range of clubs before ,during and after school.
8	The teachers are very focused on getting the best out of their pupils
8	The teachers know my child well and nurture her talents and interests.
8	Threw COVID the online lessons were taught well.
8	Vast range of extra curricular opportunities.
8	Very helpful staff. Children feel accepted and heard.

	Well led, good management and support team, some incredible teachers. 8 COVID has impacted how well I've been able to answer all the questions.
	Whenever I have had to contact the school regarding any issues, they are 8 always dealt with quickly and efficiently.
8	
8	
8	
8	
8	
8	
8	
8	
9	Acknowledging good work done by pupils.
9	Building is smart
9	Communication has been effective The way our child was supported in lockdown was very good and the school communicated well in difficult circumstances. Our child was well taught and her wellbeing was supported throughout this time for which we are grateful.
9	Excellent efforts of staff.
9	extra-curricular activities are very good esp. opportunities for sports, music or art

9	Friendly and welcoming
9	Goldington actively encourage my daughter to take part in STEM classes and clubs.
9	Good Behaviour
9	Happiness of my child since joined this school
9	Informative and teachers heavily involved in all aspects. Always winding to email or talk too.
9	Jake has great relationships with his teachers, which motivates him to work hard
9	My son is happy and thriving at this school !
9	P.E activities are good
9	Sport activities
9	Sports and clubs are fantastic
9	Thank you good
9	The children have a kind attitude to each other, which showed directly to my child. They support each other and it speaks volumes about the kind of school this is.
9	The children seem well behaved and the teachers are very supportive and encouraging.
9	The exceptional work of the safeguarding team who listen to both pupils and parents and work together to support the pupil. Thank you 😊
9	The leadership promoting equal access and high aspiration for the students.
9	The opportunities and variety of subjects provided to pupils.
9	The patience of the teachers. I heard the online lessons!
9	The space and site itself- office staff are vital and well mannered and helpful- some teaching staff are helpful empathetic and understanding.
9	The staff are a credit to the school
9	The staff are friendly and approachable.

	<p>The teachers who take time to understand the student and help them. Massive praise to all male teachers who understand that boys learn in a different way.</p>
9	<p>There are high expectations for my children to achieve well. Good range of clubs on offer. No mobile phones allowed in school!</p>
9	<p>There is a broad range of activities and experiences for the students to get involved with.</p>
9	<p>There is investment in buildings & facilities</p>
9	<p>Trips</p>
9	<p>Variety of clubs. My child has plenty of opportunities to learn new skills in after school clubs. She also has opportunities to participate in dance, drama and music events, which she thoroughly enjoys.</p>
9	<p>Very good headmaster who makes his presence known and appears to be well respected by teachers and students</p>
9	
9	
9	
9	
9	
10	<p>Academic progress of children at the school</p>
10	<p>Behaviour and academic success</p>
10	<p>covid has affected learning - current year 10- year 11 need more catch up in specific lessons they are finding harder through class group tests to find out where the areas of need are and which students need greater help to catch up</p>

10	Dedicated staff
10	Everything. Compared to his old school, Goldington Academy is fantastic
10	Excellent teachers who encourage and inspire pupils to reach their potential
10	Extra curricular activities. Huge range.
10	Generally the teaching is of a high quality.
10	Goldington Academy provides a good environment for Caitlin to always try her best
10	Great teachers.
10	I feel the school gives the same opportunities for all pupils to progress academically and access many extra curricular opportunities on offer.
10	It's very supportive to family issues outside of school help support my son in his personal hard times giving I'm him much needed mental support and ways to help him manage to deal with things with numerous school activities
10	It's good leadership
10	Miss Sanger
10	My child's form tutor is amazing and has really helped them come out of themselves.
10	My child's results are always high and would ask a teacher for help if needed and the teachers are always willing to explain.
10	My daughter enjoys going in every day so the school is doing something right.
10	Praise from staff - postcards, phone calls, emails - changed the attitude towards learning when these came home
10	Quality of education, high standards of behaviour and teaching, a variety of clubs, teachers that are passionate about their chosen subject. Excellent helpful office staff and great leadership by the Head and assistant Head teachers.
10	The amount of opportunities they give my child through lessons and in clubs.
10	The fact the food hasn't killed anyone.
10	The feel of the school is very dynamic and that academic success is celebrated.
10	The hard work and the time the teachers take with the students.
10	The hard work of teaching staff during COVID - ability to keep our children engaged over online learning. Well done!
10	The new facilities

10	The school and teachers are quick to respond to any communications or issues raised. Staff work well in partnership with the parents.
10	The teachers. My children have always had a fantastic relationship with most of the teachers and I appreciate everything they do to help. Especially with all the online learning stuff we had to go through
10	There seems to be a lot of investment and improvement of the site.
10	They have a good range of extra curricular activities.
10	
10	
10	
10	
11	All staff are approachable and friendly for both students and parents. My child has enjoyed her time at GA
11	diversity

11	Drama and music performance opportunities; the gym and dance displays; the extra-curricular programme; the talented and supportive staff
11	Excellent communication channels - all teachers are contactable via individual email addresses - I have always felt comfortable to contact teachers directly, and they have always responded quickly and helpfully. The same applies with the leadership team.
11	Excellent communication during the covid pandemic & fabulous pro active attitude & actions
11	Good communication regarding any issues that child may be having.
11	Great School, Good headteacher and other teachers and staff at school is very good helpful.
11	High standard of teaching Friendly and supportive staff
11	I feel my kid is safe at GA. I think there is a good culture in Y11 and they can avoid trouble pretty easily if they want to. I think they've matured into a really lovely group of 15-16 years and that is in part down to the school's inclusive and caring culture. I appreciate the continuity of the head + leadership team to see the kids through the pandemic.
11	I've never heard of any troubles within the school like some other schools.
11	It seems a very well organised school and has a no nonsense attitude to negative and disruptive behaviour.
11	Lots of after school activities
11	Na
11	Nothing.
11	School needs to address racial equality more often
11	Some really great great teachers, a good leadership team, fabulous facilities and lots of staff who really care.
11	Strives for excellence
11	Support of students either extra curricular and academic intervention support.
11	Teachers are respectful
11	The appointment of Music Teacher Gareth King. He has been such an inspiration to my child and has reignited their enthusiasm and passion for studying GCSE Music.

11	The children are allowed to just 'be' in their school environment, allowing them to relax and enjoy the space whilst learn.
11	The day it burns down
11	The diversity and sharing of cultures and beliefs.
11	The facilities have been much improved over the time my son has attended Goldington
11	The leadership, teachers and staff are incredibly committed. We have been impressed by their knowledge of students and their responsiveness. The quality of teaching is of a high standard.
11	The school is trying to progress Investing in resources and extend the variety of clubs
11	The staff are always helpful and friendly
11	The support my child has received since the first lockdown has been fantastic. He's benefited from extra classes on a Saturday and is soon to be attending extra English on a Monday, he even received an award for effort even though the physical ceremony couldn't happen, they still made sure the pupils were awarded for their efforts. I'm very proud that my son attends this school and would recommend it at every opportunity. Mr Galbraith and his team of staff couldn't do more to support the children and the parents.
11	The support that my child receives from school is outstanding especially from Mr Roopnarain and Mr Hall
11	The wide range of extra curricula opportunities and that they have high standards
11	They see all children as individuals and praise them accordingly.
11	This school has good sports facilities. A nice clean school
11	
11	
11	
11	

If you had one thing you would like to see improved about the school, what would it be?
To early to say
Nothing yet I am still very New parent
Communication
Feedback from homework for parents to see. Lockers to be located in a place where they can be accessed during the day. Managing covid 19 cases within school more effectively ie monitoring if students are testing.
Better lockers and stagger lunches better so the lunch queues are shorter.
-
None
We haven't had access to Sims yet and as a parent to a new student to the school it would be helpful to have had a general overview of how they're progressing academically and socially after a month or so?
Uniform. Girls skirts need to touch knees. Their pe skorts to ... Blazers have to be worn at all times but school is hotter than hot summers day...where's air circulation??
More gluten free, milk free and vegetarian options at lunchtime
Better security (more cameras and possibly walk through 'item' detectors)
More feed back
It's too early to tell. I had to answer 'neither agree or disagree' for a lot of questions as I just don't know yet. My child is happy at the school, but has returned home with accounts of disruptive behaviour in their classes.
More trips to other places.
smaller classes, I know that is very unlikely so I will do a second...more bespoke creative learning for children with dyslexia.
Inform parents if after school clubs are cancelled as not every child brings a phone to school or walks home by themselves
Less online homework, more 'class' based. I don't feel like I'm getting a flavour of the work they are doing.
More info for parents on subjects, clubs, progress of learning
More information regarding extra curricular activities to inform and keep children and parents up to date when particularly activities are cancelled or postponed.
relacje miedzy uczniowskie. zajecia dodatkowe z matematyki. pomaganie dziecku w rozwiazywaniu problemow

The way senior year leads manage issues when raised. Currently poorly managed
Parents evening moved online much better that way.
Better quality of teaching (I have previously been assured that all teachers had a subject specific degree and this is absolutely not the case for maths. It is not the teachers' fault but it absolutely shows in teaching quality) and more push for the high attainers.
More communication with parents.
I'd love to be able to see his achievement points or any negative behaviour incident because trying to get anything out of a preteen boy is hard work and that discussion is important.
Nothing
Teachers to actually write or read the pupils diary just to give a hint of how my child is doing, even just once a month, a personal note on improvements or suggestions on how to help improve.
The halls floor
For lessons such as DT to be made longer to allow more time for practical. To allow children to come to school in pe kit to save time on changing.
The teaching techniques and some facilities
Quality homework which involves effort from kids. Most often homework is reading and simple. No daily homework set. Its effective if kids can bring their books to home.
History and Geography lessons could be more varied in teaching methods and include field work.
I would like a brief progress update of how I can help my child in learning. A quick, 'child needs to work on algebra but is doing well in geography ' update every half term would be beneficial.
Some children seem to be fairly disruptive in class for prolonged periods of time which can disrupt learning (feedback from child)
My daughter seems to have a fair few supply teachers and although I suspect this is linked to Covid it would be good to know that it is kept to a minimum and communication is effective with supply teachers and they have been well briefed on the lessons they have to teach.
Less homework as it's hard as a single working mother to keep up with it all. When parents are not good at the subject to help it puts pressure on the adult as well as child. I agree with some homework but it is a lot
Bullying at break times.

Staff looking after sport teams being able to guide those taking part with greater clarity, rather than avoiding conversations about non selection or not playing when a sub. Year 9 is the time when girls in particular drop off from physical activity and this is can't of guidance is going to exacerbate not minimise it!
My child tells me he is reluctant to eat hot food at the school as lunch queues are too long. Therefore suggesting a different lunch structure.
Better feedback on the homework that the school has given my child. There are never any grades or comments on SachelOne so I'm not sure if my child is putting sufficient effort in.
Encouraging children to set personality development goals (including leadership techniques)and help them achieve the same.
In person parents and teacher meeting
Lacks a personal touch.
more discipline. if homework is for a given day, so be it and the teacher extends the deadline for the next few days. 2. more homework. works for the election hardly anyone does because they do not want to
Parent teacher communication!
We don't have contact from teachers and we do not get Informed of homework grades.
More PE, need fitter children. More work around building resilience in kids needed to help them grow into strong capable teens/adults. Teach more personal responsibility.
Children attitudes and what they are allowed to discuss in class. Teachers being concerned about children welfare and being alert.
Wider subject choices for GCSE.
If school could have transport for few common locations.
<p>Opportunities for children to progress and for the parents to be informed! We have no idea what children learn, what set they are in and what do to help a child move forward/ progress. I get the impression that they are labelled and stuck in whatever sets. The information that parents receive is hardly useful - from very short parents' evenings (tbh I learn next to nothing from those) and the reports which only give a description of where the child is at and no idea how they could achieve more. I am strongly against rigid sets and keeping children 'stuck' where they are and not challenging them to go beyond. We get no info about the curriculum, topics or what to do at home with them so I kind of gave up and focused on teaching my child other things. It's very disappointing but it's an issue across English system of education (which I feel is not great in comparison to e.g. Finnish and other more progressively thinking approaches to education).</p> <p>I am also quite unhappy with loads of homework given for weekends and half terms - these are the times when children should rest and consolidate and I just feel that basic principles of educational psychology are violated. I was horrified by the discourse of children to having to 'catch-up' with education via summer school - again goes against psychological evidence base. Children need time to rest, have fun, consolidate and breaks are very important for the brain. Also putting more pressure on catching up in terms of material rather than thinking about the aspect of loss of social support over Covid lockdown and the need to afford more opportunities to socialise with peers was quite striking (but I guess it followed national and media unhelpful discourse). I pondered over sending psychological articles regarding this topic to the principal but felt it would not lead to any deeper reflection or change.</p> <p>My child's friend was removed from this school after summer as parents felt the school was no longer what we'd hope it'd be.</p>

More sporting facilities and opportunities
I would love it if they could do more than 2 PE classes a week.
.
Got no clue
Fairness at dinner times. Year 7s feel very intimidated. Updates on how children are doing in school not waiting for parents evening. Some communication along the way so we know they are doing ok.
Knowing what topics are going to be covered so I can help prepare him?
Nothing !
Help for children who are struggling and have more understanding and SEN issues are kept on top of and relevant assessments are done straight away and NOT to pick up siblings from the other siblings issues!!
Feedback about your child performance
Bullying and how it is dealt with. My child has had numerous issues with friendship groups she was also attacked by a group of girls and as my child retaliated she was also punished, but if 3 people are hitting and punching myself then it's natural to defend yourself. I also felt that the communication from teachers about the incident was poor and was only dealt with after we had contacted school.
All this good
Having an in school group for children to manage weight loss and educate directly on improving fitness and mindset on an individual basis.
Encourage the children to get more involved in clubs and ensure that they are always run and not cancelled.
More intelligent thinking about increasingly problematic Stonewall-designed PSHE lessons on gender; more promotion of supporting and encouraging LGB students and lives, and allowing girls and boys to fit outside 'gender boxes' without being encouraged towards surgery or medication as a cure-all.
Improve communication and information shared with parents with regards to our children progress but also about their curriculum and how we can support their development.
Less supply teachers.
The way to tackle bully and racism- towards ALL colour of children/staff. Punishments are not harsh enough for children that are bullying others. There needs to be more to do with online abuse- lessons to show real stories about the implications of online abuse- not teaching children so much about mental health- just outlining it and letting them know they have somewhere to go should be sufficient- however I feel it's too focused on and children then use this as an excuse for behaviour- the same way as racism. Treating the children respect- how to become a young male/female.
NA
More physical activities for pupils not keen on traditional sports.

<p>More male teachers who can be a role models for boys. Teachers who understands that boys and girls are different (obvious? Not to some teachers) boys love challenge, love to prove themselves and those who struggle should be supported in developing confidence and reliance and learning from failure so they can deal with difficult situations that life will bring. Non of this 'participation awards or we all winners ' that doesn't work for boys, they stop trying because there is nothing to achieve.</p> <p>Please Please Please help boys to become confident, teach them how to be proud of being male, let them be cheeky but respectful.</p> <p>To all female staff: most of you would like a men that is confident and have their s**t together so they can supportive and stand up for you if needed. So stop comparing them to girls and have an expectations that they will act like girls. There are boys!</p> <p>And for love of God or any other Force, please praise them even for the smallest achievements and you will see their attitude changes.</p>
<p>That girls can wear leggings for PE lessons. The skorts are too short.</p> <p>Allow toilets to be unlocked during lessons.</p> <p>Wear PE kits to school to allow more time for lessons.</p>
<p>A greater focus on mental health support</p>
<p>The school meals are poor (unhealthy, more expensive and more packaging). There are long waiting times to receive them. My children loved the meals with the old supplier. I have complained about this, however the schools perception of the meals and the opinion of my children differ, so we had no choice but to move to packed lunches as they were so unhappy with the changes.</p> <p>There seems to be regular use of supply teachers. My children often complain about these lessons as they are chaotic due to poor behaviour. My children say they don't learn anything as the teachers do not appear to know what they are supposed to be teaching.</p>
<p>More info regarding curriculum and guidance for parents on how to better support their children at school.</p>
<p>Would like more feedback on homework....</p>
<p>Activities to cover black history month</p>
<p>Allows and encourages pupils to be their best</p>
<p>If they have halal food it will be great</p>
<p>It will be great if Halal food is available</p>
<p>Very little feedback or comments on homework when handed in. Often on the day its due there is a supply teacher so never know if the teacher actually gets it but even when they do we rarely hear how its marked or received.</p>
<p>Quicker communication from some teacher is a pupil is absent for other reasons than illness i.e. work sent home for covid cases in a more timely manner</p>
<p>To have appropriate lessons / phse lessons, assemblies making students understand nureo diversity and additional needs , mental health it's importance and needs as children grow in the school years- yearly group focus and celebrating differences , focusing on monthly focus - this month focus is on This month focus is on send training to staff to better understand students needs</p>

<p>Long term supply staff eg science maternity leave teacher was very poor last year. I understand the school recognised this and intervened . My son's enthusiasm waned in year 9 and unfortunately still hasn't got it back in science.</p>
<p>The school dinners are fantastic, but it's apparent that as a kid with FSM, they can still select unhealthy options (e.g. muffin and a sausage roll) rather than a proper school dinner. I would prefer that children on school dinners are limited to food that is appropriate for lunch.</p>
<p>More parent feedback on individual progress or areas of concern</p>
<p>Behaviour in just some classes, with what can seem like the same children's names over and over again, year upon year.</p>
<p>Fewer classes taught by supply teachers. There are too many instances of classes taught by supply teachers during a typical week, in which nothing is learnt and nothing productive is done. Lessons are often a complete waste of time as the class is disruptive and negatively responsive to the supply teacher.</p>
<p>Give the kids more homework!</p>
<p>Better methods against bullying or any type of discrimination.</p>
<p>I would like to see fewer lessons covered by cover supervisors and more specialist teachers teaching lessons particularly in year 10 and 11 as this has a direct impact on learning. 6 weeks being taught science by a cover supervisor is not acceptable.</p>
<p>I think more need to be done to handle bullying my son is no longer having to deal with the issue but at the time my concern and my sons where not handled correctly. I understand that all children deserve a chance in these very hard and unforgiving times and that not old pupils come from supportive or sadly loving homes but does this mean we allow the to effect the mental well-being and education at the expense of other children's education</p>
<p>To deal with children with send needs Individually rather than just a number</p>
<p>For the school to not brush parent bullying concerns under the carpet and bring back proper punishments and not just a day in a room away from anyone that doesn't teach them anything.</p>
<p>Less supply teachers</p>
<p>More communication on how my child is progressing.</p>
<p>More guidance with homework tasks; clear specific ideas of when assessments are and topic to be able to support at home more effectively</p>
<p>We are very happy with this school, though I would recommend the removal of fizzy drinks and flavoured water at lunch as they are very unhealthy and tempting for the children.</p>
<p>Reward system as not all teachers follow the one we have and for the children to be recognised more for effort, behaviour and work, not just the same children at rewards evenings.</p>
<p>The preparation and cooking of the food.</p>
<p>Improvement in behaviour management.</p>
<p>none</p>
<p>Better at communicating and providing necessary information for log ins for websites used for home work.</p>
<p>No or less uniform</p>

Organisation of dinner time for children. The children have wait longer in the dinner line. Every year group stand in the line for a long time. Hence some children don't bother to queue for so long and go through the day without a lunch.

The lunch times need to be staggered. A dinner lady for each class or year group. Some sort of electronic sign with e.g. Class name for children to queue for their dinner so that they don't have to queue for so long. If us adults / staff expect to have dinner without waiting so long, then we need to make the queue shorter by introducing staggered lunch times. This would also protect them from mixing in the current Covid-19 situation.

Hand bands for vegetarians should also be introduced so that they are guaranteed a healthy vegetarian meal instead of the non vegetarians taking their (vegetarians) only options. Leaving them with only chips and cheese.

The menu is great but we are trying to see things from the children's view and experience.

I hope this has been informative and helpful.

Being able to have their lunch outside and better use of toilets. My children always complain that the toilets are too busy at lunchtimes and when they need to go during lesson they struggle to find one that's open.

I don't feel very involved in my child's schooling now they are in year 10 and after covid. As parents we are very uninvolved. You just assume everything is ok as you get nothing back from a teenager when you ask. Is this actually the case?

The food as my child won't eat it as it tastes disgusting and they eat anything so caterers need to be changed asap. Also my child has free school meals yet we had to pay on the occasions she did have school dinner for dessert as the meal uses up the allowance given for that day. Also you have spent loads on the new gym when really air conditioning should have been put in classrooms as they get really hot in summer which makes my child feel unwell as they don't cope with the heat very well so they find it hard to concentrate.

Almost a complete vacuum of information and feedback from the school, If I had a an issue I have no idea who to contact. My child is middle of the road and I'm not sure the teachers know who he is, his report from last year was very impersonal and not inspiring. Frankly the school needs to try harder, I appreciate lockdown has made this more difficult. Much is made of getting kids into the school but once there if they are not trouble makers or high achievers I feel they slip under the radar.

Dinners

IT department support improvements to both parents and children

Not all racism is against ethnic people racism is also high against white persons however, this is not taken into account when a case of racism is called especially when it's several ethnic persons word against one. And because that one stands up for them selves they are punished.

Not overly impressed with school meals. Feedback from child that dishes that should be hot are often cold and some chicken dishes are not being cooked thoroughly.

Kindness

<p>There needs to be a place that students with mental health/well-being issues - of which there are an increasing number these days - to go in school to receive support from appropriately trained staff. The current arrangement that requires students with varying degrees of mental health to see staff/obtain support in the same room as students that have been isolated from lessons for poor behaviour is totally inappropriate. Children in crisis or distress should not have to seek assistance from counsellors with an audience of isolated pupils in the same room. They should not have to type on a keyboard about their worries, their emotions, their suicidal or anxious feelings, which I understand is the current situation; those are things that children need to be able to speak about, to voice their concerns, to cry and get upset about, in a space that is welcoming and feels safe for them, not one that doubles up as a punishment room for the poorly behaved. I feel that this is an improvement that is well overdue. A lack of safe, dedicated space - that many other secondary schools provide - is not acceptable.</p>
<p>Better staff retention. My daughter has had a lot of changes of teachers from one year to the next.</p>
<p>More feedback on homework/grades given for homework.</p>
<p>I can't think of anything</p>
<p>I feel school need to offer same opportunities to year 11 students that others receive in schools that were previously upper schools. To have a common room, a sanctuary , open access to school nurse and other health professionals independent from school staff.</p>
<p>send the body of the parent email / message straight in the email rather than a PDF so it's quick to read / scan / click on any link</p>
<p>I would have liked to see a 6th form at the school</p>
<p>Maybe look after the children who needs a support staff (people with autism spectrum disorders)</p>
<p>Na</p>
<p>More accessible toilets around school.</p>
<p>Equal opportunities</p>
<p>A little more reward/recognition for middle achievers. My children have worked hard, behaved extremely well, had brilliant attendance but are always a little (quietly) sad they have never been invited to an awards ceremony. It's often the same children getting multiple awards year after year...</p>
<p>All of the teachers having the same ethos and passion for quality teaching and learning as Mr Galbraith</p>
<p>Summer uniform</p>
<p>Canteen</p>
<p>The implementation of a Sixth Form facility. Moving school for just 2 years can be stressful and unsettling for some students so to have the option to continue to study A Levels at Goldington Academy would make this chapter in their life less complicated.</p>

Perhaps the layout of some of the classrooms - where space allows - to encourage less 'elbow to elbow' seating arrangements.
Direct hit from a nuclear weapon
It would be great to have a 6th form!
After the disruption of the pandemic I feel , as a parent, quite disconnected from school. At year 11 I would like more communication home regarding how my son is doing and where he may need help/encouragement. Also the boys PE kit could do with a revamp - feels like quite old fashioned materials and the girls kit is much more modern.
More responsive to current events , incorporating them into the curriculum
Better communication with the parents. I think the pupils have to be allowed to bring home their textbooks at the end of the week with a comment from the teacher so we can see the progression or the struggle and help and support our children. One parent evening for 5 minutes is not enough for on time reaction.
I feel that the school is still in a middle school mentality and not developed into a secondary school . More of a grown up environment is needed for later years. I.e. a common room or change of uniform. Pleated skirts are more suitable for younger children.
More staff available at break times to monitor and help vulnerable lonely children. Break times can be very difficult for children who are shy or do not make friends easily, maybe there should be a safe place set aside for these children like a library or a room that is specifically set up for this purpose.
The teachers to update parents more on their child's progress and what they need to do (if at all) to improve
The amount of staff that leave this school is unbelievable. They need to appreciate staff as much as they do the children. There is too much pressure on staff from the top and this is modelled from the top down. If we are passionate about mental health for children start with your staff, modelling it from the adults down. Children copy their role models. Model what is a healthy life work balance.
Fairness amongst teachers to some children.
School dinners, time to eat lunch.
Set homework which is marked and feed back to the pupils. Encourage all pupils that they can aim for the higher grades in GCSE's not just be satisfied with a 'pass'
The canteen

OVERALL SUMMARY

Pupil Attitudinal Survey:

School: **Goldington Academy**

Date of Report: **26/10/2021**

Cohort: **All KS34 Pupils**

Number of respondents: **764**

Number of Questions out of 43 which received a positive response: (more than 85% of respondents agreed)

8

Average positive response rate for all questions was:

74%

Number of Questions out of 43 which received a negative response: (more than 30% of respondents disagreed)

0

Average negative response rate for all questions was:

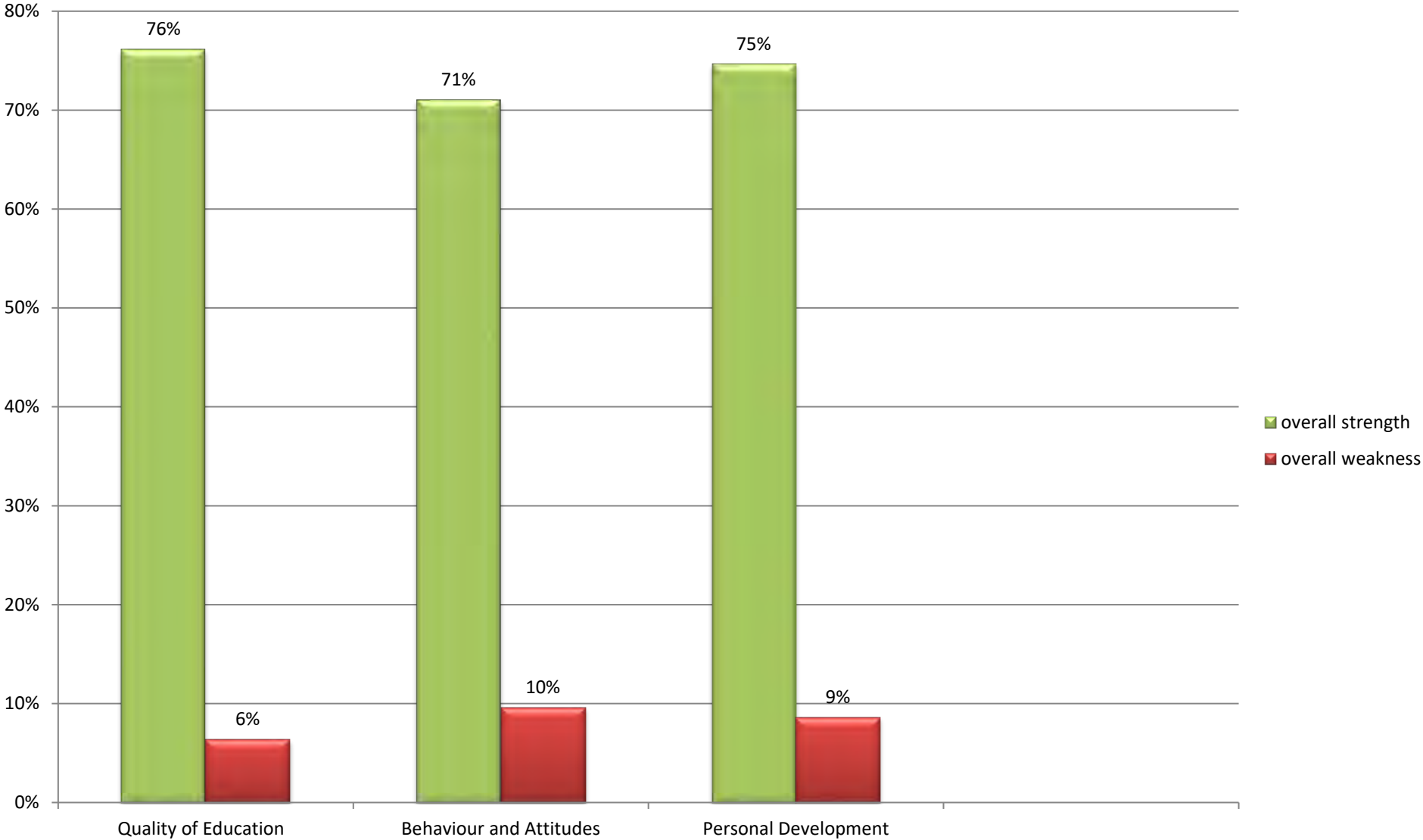
8%

Key issues for the school to address:

(any question that has a negative response of over 25%)

- * I take part in activities outside lessons.

Pupil Survey Dashboard Chart



FOR SCHOOLS - PUPIL VOICE

Pupil Attitudinal Survey - Summary Report

School: **Goldington Academy**

Date of Report: **26/10/2021**

Cohort: **All KS34 Pupils**

Number of respondents: **766**

Percentage of Respondents Performance Criteria

	Percentage of Respondents						Overall Strength	Overall Weakness
	SA	A	NAND	D	SD	NR		
Quality of Education								
I enjoy being at school.	14	60	16	8	2	0	74	10
I am expected to do my best in all lessons.	44	50	5	0	0	0	94	0
Teachers and other adults help me to do my best in all lessons.	24	59	13	4	0	0	83	5
Teachers have good knowledge in the subjects they teach.	43	45	10	1	0	0	89	1
Teachers set challenging work in all lessons.	17	57	17	7	1	0	75	8
Teachers encourage me to participate in lessons and listen to what I have to say.	24	56	14	5	0	0	80	6
I enjoy learning at this school	19	56	18	5	1	0	75	6
I am clear about what I am learning about and why.	17	61	16	6	0	0	78	6
I can see how my learning has a sequence designed to build skills and knowledge.	16	52	25	6	1	0	68	7
I am encouraged to apply my skills and knowledge in new situations.	23	58	15	3	0	0	81	3
I get the chance to go over previous topics and recap learning.	21	55	18	6	0	0	76	6
Teachers regularly tell me how well I am doing.	14	44	25	14	2	0	58	17
Teachers regularly tell me what I need to do to improve	17	50	21	10	1	0	67	11
I am making good progress	21	45	30	3	1	0	67	3
Behaviour and Attitudes								
There are clear expectations and rules about behaviour.	57	39	3	1	0	0	96	1
The behaviour routines are fairly applied by all staff.	23	49	17	11	1	0	72	12
I am not bullied or harassed at school.	58	26	8	4	4	0	84	8
If bullying, harassment and racism occurs, the school is good at dealing with it.	24	34	28	10	4	0	58	13
In lessons I can learn well because other pupils behave sensibly.	5	43	30	18	3	0	49	21
I feel safe in lessons.	41	46	11	2	0	0	87	2

Key: SA=Strongly Agree, A=Agree, NAND = Neither Agree nor Disagree, D=Disagree, SD=Strongly Disagree, NR=No Response or unclear response

Notes: **Dark Blue:** Overall Strength = Greater than 85%, **Light Blue:** Overall Strength = 70% - 85%, **Red:** Overall Weakness = Greater than 50%, **Green:** Overall Weakness = 40% - 50%

All KS34 Pupils: Years: 7 to 11

Number of Respondents

Performance Criteria

(Figures in red are the modal response)

Number of Respondents

	SA	A	NAND	D	SD	NR	Strength	Weakness
Quality of Education								
I enjoy being at school.	106	457	124	63	14	0	563	77
I am expected to do my best in all lessons.	338	384	42	1	0	0	722	1
Teachers and other adults help me to do my best in all lessons.	183	451	97	34	1	0	634	35
Teachers have good knowledge in the subjects they teach.	332	348	76	10	0	0	680	10
Teachers set challenging work in all lessons.	131	438	133	57	4	0	569	61
Teachers encourage me to participate in lessons and listen to what I have to say.	179	428	110	39	3	0	607	42
I enjoy learning at this school	146	429	140	41	7	0	575	48
I am clear about what I am learning about and why.	133	465	122	44	1	0	598	45
I can see how my learning has a sequence designed to build skills and knowledge.	122	396	194	46	4	0	518	50
I am encouraged to apply my skills and knowledge in new situations.	178	445	116	24	2	0	623	26
I get the chance to go over previous topics and recap learning.	161	423	137	43	2	0	584	45
Teachers regularly tell me how well I am doing.	107	339	190	109	19	0	446	128
Teachers regularly tell me what I need to do to improve	132	382	163	80	7	0	514	87
I am making good progress	164	345	229	20	5	0	509	25
Behaviour and Attitudes								
There are clear expectations and rules about behaviour.	437	295	25	8	1	0	732	9
The behaviour routines are fairly applied by all staff.	175	371	126	83	8	0	546	91
I am not bullied or harassed at school.	442	197	65	33	28	0	639	61
If bullying, harassment and racism occurs, the school is good at dealing with it.	181	263	217	74	29	0	444	103
In lessons I can learn well because other pupils behave sensibly.	42	330	232	134	26	0	372	160
I feel safe in lessons.	310	355	84	15	1	0	665	16

Key: SA=Strongly Agree, A=Agree, NAND = Neither Agree nor Disagree, D=Disagree, SD=Strongly Disagree, NR=No Response or unclear response

All KS34 Pupils: Years: 7 to 11
Number of Respondents - Continued

Performance Criteria

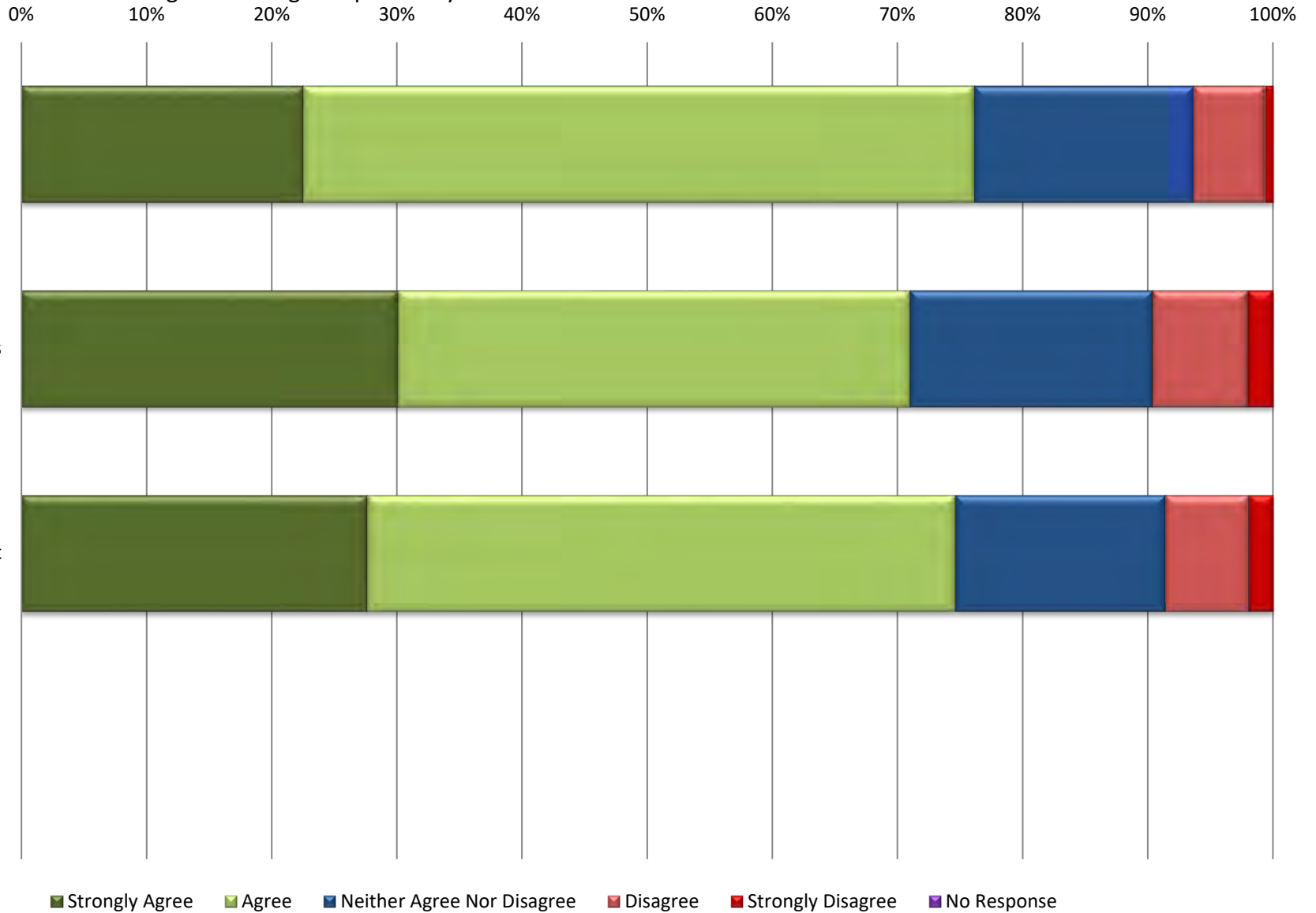
(Figures in red are the modal response)

Number of Respondents

	SA	A	NAND	D	SD	NR	Overall Strength	Overall Weakness
The behaviour of pupils is good around the school.	51	319	257	119	19	0	370	138
I feel safe at breaktimes and around the school.	308	371	72	13	1	0	679	14
I think adults in the school care about me.	126	315	255	44	25	0	441	69
Personal Development								
The school teaches me about British values such as democracy, individual liberty and respect.	165	391	153	49	6	0	556	55
The school helps me to develop my knowledge of human creativity and achievement.	138	445	133	46	4	0	583	50
I am taught to respect people from different backgrounds and treat everyone equally.	477	257	20	9	2	0	734	11
The school helps me to develop positive relationships with people in the school.	159	395	155	52	5	0	554	57
The school teaches me to know the difference between right and wrong.	288	376	78	20	3	0	664	23
I am expected to be resilient and persevere when faced with challenges.	202	438	106	15	2	0	640	17
There are opportunities for me to make a positive contribution in my class.	204	436	99	23	1	0	640	24
There are opportunities for me to make a positive contribution in the school.	199	407	121	34	5	0	606	39
There are opportunities for me to make a positive contribution to the community outside school.	108	300	269	68	21	0	408	89
The school asks for my views about important things in the school.	150	295	170	123	27	0	445	150
There are a variety of activities outside of lessons for pupils to be involved in.	382	319	50	12	1	0	701	13
I take part in activities outside lessons.	244	250	70	143	54	0	494	197
The school teaches me to understand and deal with a variety of risks in everyday life.	163	401	140	50	11	0	564	61
The school encourages and helps me to look after my physical health and take regular exercise.	193	419	97	48	9	0	612	57
The school encourages and helps me to eat and drink healthy things.	108	309	214	110	22	0	417	132
The school encourages and helps me to look after my emotional and mental health and wellbeing.	152	371	162	47	28	0	523	75
The school provides me with information, advice and support about relationships and sexual health.	152	362	147	64	38	0	514	102
The school informs me of the dangers from smoking or misusing substances such as alcohol or drugs.	283	337	98	39	7	0	620	46
If I have a general problem, I know that there is a teacher or another adult that I can talk to.	243	344	107	40	28	0	587	68
The school helps me to prepare for my next steps, in school or beyond.	216	329	172	33	15	0	545	48
Key: SA=Strongly Agree, A=Agree, NAND = Neither Agree nor Disagree, D=Disagree, SD=Strongly Disagree, NR=No Response or unclear response								

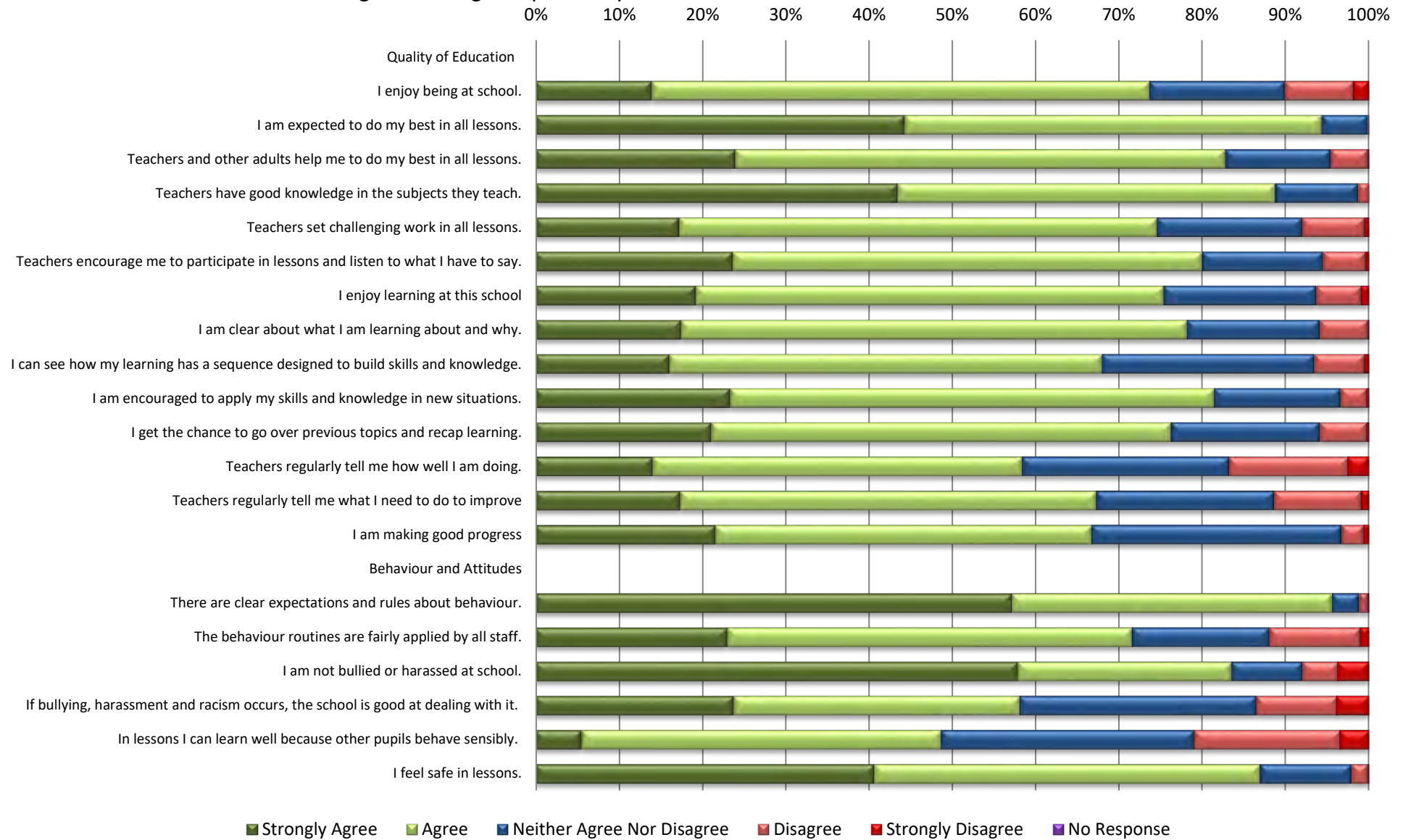
Pupil Attitudinal Survey: All KS3/4 Pupils - Years: 7 to 11

Average Percentage Responses by Theme



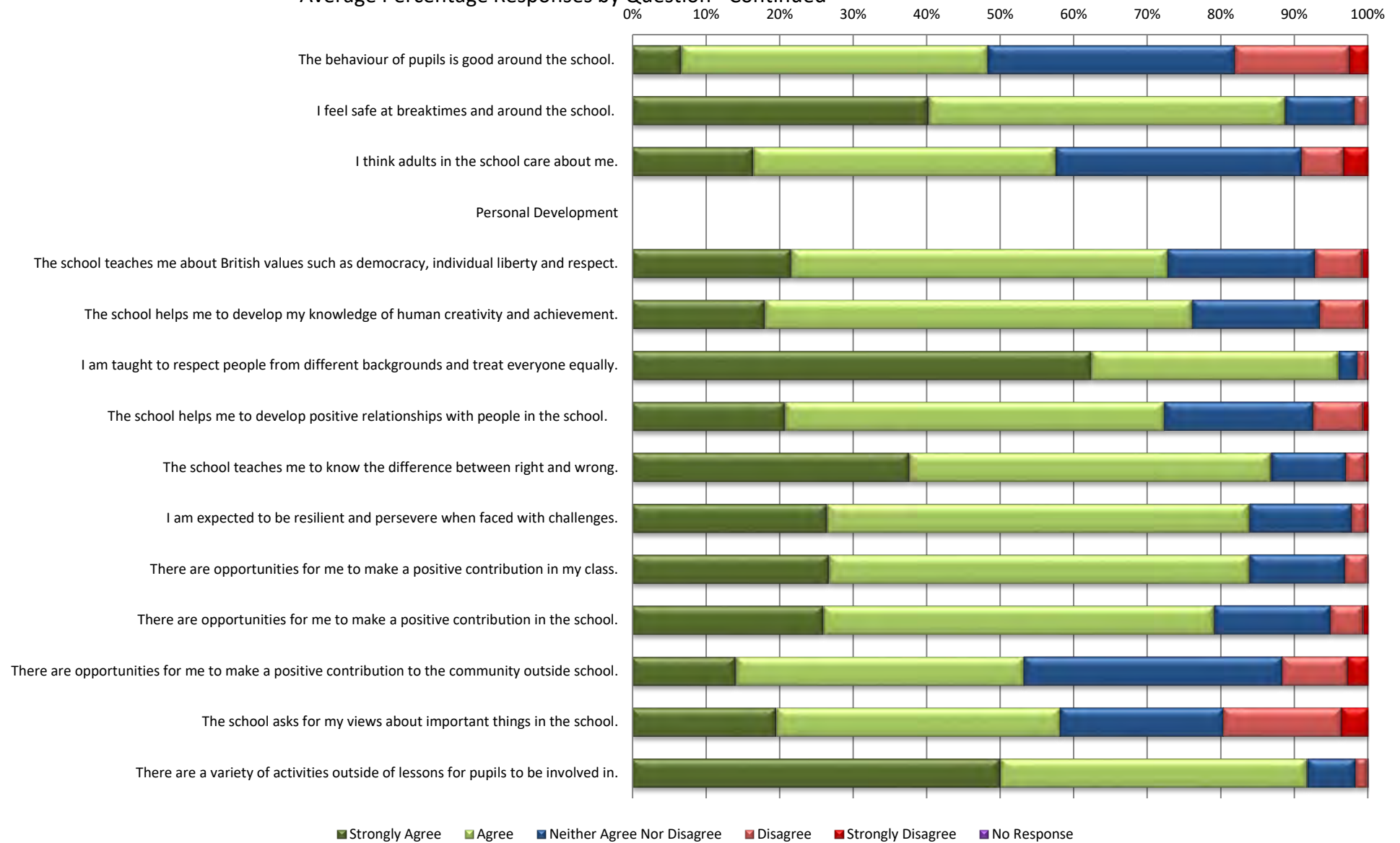
Pupil Attitudinal Survey: All KS34 Pupils - Years: 7 to 11

Average Percentage Responses by Question



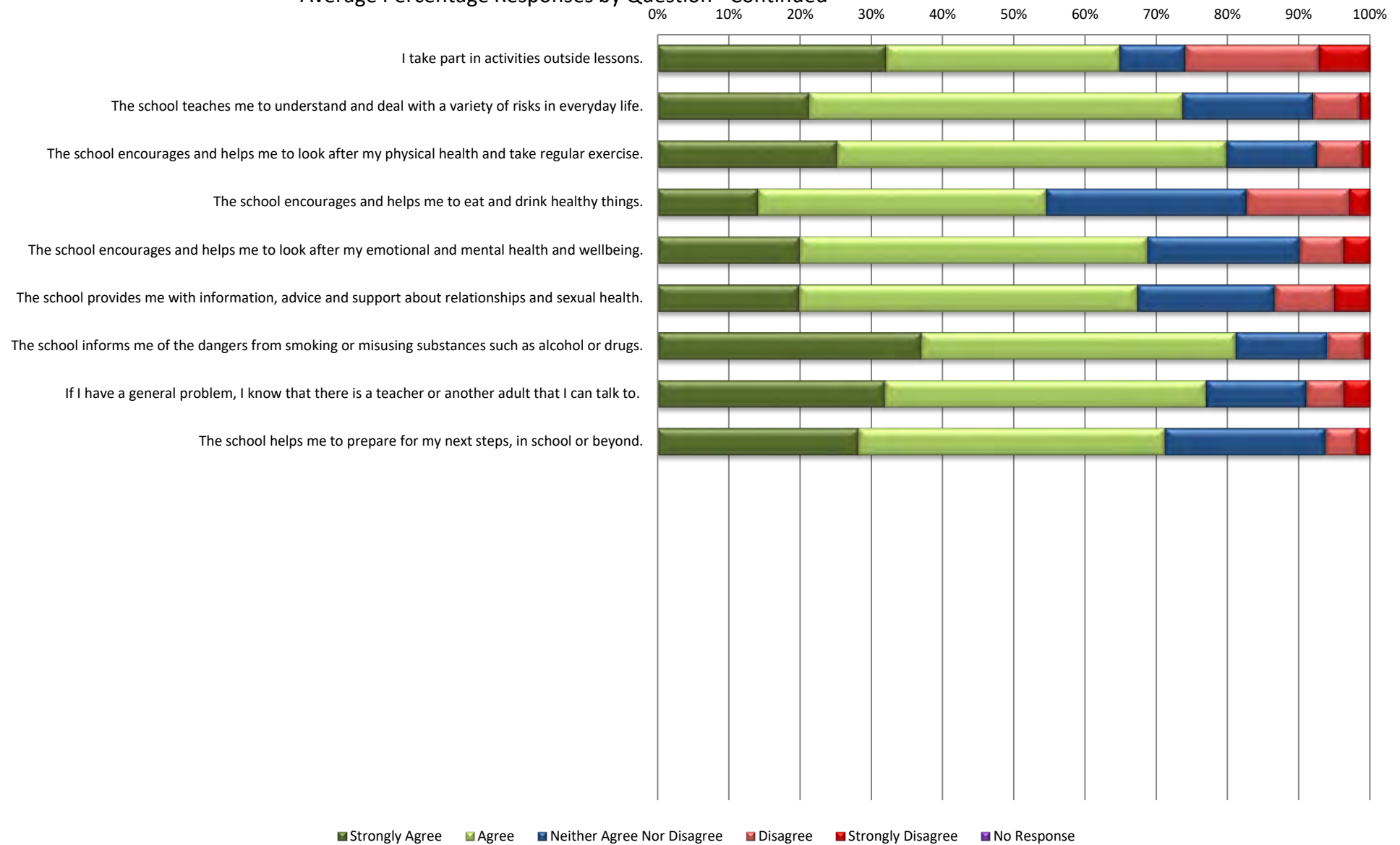
Pupil Attitudinal Survey: All KS34 Pupils - Years: 7 to 11

Average Percentage Responses by Question - Continued



Pupil Attitudinal Survey: All KS34 Pupils - Years: 7 to 11

Average Percentage Responses by Question - Continued



FOR SCHOOLS - PUPIL VOICE

Pupil Attitudinal Survey - Summary Report

School: **Goldington Academy**

Date of Report: **26/10/2021**

Cohort: **All KS34 Pupils**

Number of respondents: **766**

Percentage of Respondents by Gender Performance Criteria

	Percentage of Respondents											
	St Agree		Agree		NAND		Disagree		St Disagree		No Resp.	
	B	G	B	G	B	G	B	G	B	G	B	G
Quality of Education												
I enjoy being at school.	13	15	64	56	14	18	7	9	2	1	0	0
I am expected to do my best in all lessons.	41	49	53	46	6	4	0	0	0	0	0	0
Teachers and other adults help me to do my best in all lessons.	25	23	58	60	12	13	4	5	0	0	0	0
Teachers have good knowledge in the subjects they teach.	48	39	44	48	7	12	1	1	0	0	0	0
Teachers set challenging work in all lessons.	18	16	57	59	15	19	8	6	1	0	0	0
Teachers encourage me to participate in lessons and listen to what I have to say.	24	24	58	55	13	15	5	5	1	0	0	0
I enjoy learning at this school	20	19	57	56	18	19	5	5	1	1	0	0
I am clear about what I am learning about and why.	20	14	62	60	13	18	4	7	0	0	0	0
I can see how my learning has a sequence designed to build skills and knowledge.	19	13	52	53	24	27	5	7	1	0	0	0
I am encouraged to apply my skills and knowledge in new situations.	23	24	59	58	13	17	5	1	0	0	0	0
I get the chance to go over previous topics and recap learning.	20	23	56	54	19	17	5	6	0	0	0	0
Teachers regularly tell me how well I am doing.	15	13	45	45	24	25	14	15	2	2	0	0
Teachers regularly tell me what I need to do to improve	20	14	50	51	19	23	10	10	1	1	0	0
Behaviour and Attitudes												
I am making good progress	25	17	50	41	22	39	2	3	1	0	0	0
There are clear expectations and rules about behaviour.	59	57	37	38	3	3	1	1	0	0	0	0
The behaviour routines are fairly applied by all staff.	23	23	51	47	13	21	12	9	1	1	0	0
I am not bullied or harassed at school.	64	52	21	32	8	8	3	5	4	3	0	0
If bullying, harassment and racism occurs, the school is good at dealing with it.	27	20	35	35	28	29	7	12	2	5	0	0
In lessons I can learn well because other pupils behave sensibly.	6	5	45	41	29	32	17	17	3	4	0	0
I feel safe in lessons.	44	37	45	48	9	12	2	2	0	0	0	0

All KS34 Pupils: Years: 7 to 11 - Gender Differences
Percentage of Respondents by Gender - Continued

Performance Criteria

Percentage of Respondents

	St Agree		Agree		NAND		Disagree		St Disagree		No Resp.	
	B	G	B	G	B	G	B	G	B	G	B	G
The behaviour of pupils is good around the school.	9	5	43	40	32	35	14	17	2	3	0	0
I feel safe at breaktimes and around the school.	44	36	46	51	7	11	2	1	0	0	0	0
I think adults in the school care about me.	17	16	42	41	33	34	5	7	4	2	0	0
Personal Development												
The school teaches me about British values such as democracy, individual liberty and respect.	22	22	49	53	22	17	6	7	1	0	0	0
The school helps me to develop my knowledge of human creativity and achievement.	19	18	59	57	17	18	5	6	0	1	0	0
I am taught to respect people from different backgrounds and treat everyone equally.	61	64	36	31	2	3	1	1	0	1	0	0
The school helps me to develop positive relationships with people in the school.	21	21	53	50	17	23	7	6	1	0	0	0
The school teaches me to know the difference between right and wrong.	40	36	47	52	10	9	2	3	0	0	0	0
I am expected to be resilient and persevere when faced with challenges.	27	27	59	55	12	16	2	2	0	1	0	0
There are opportunities for me to make a positive contribution in my class.	29	26	56	58	12	13	3	3	0	0	0	0
There are opportunities for me to make a positive contribution in the school.	27	25	51	55	15	16	5	4	1	0	0	0
There are opportunities for me to make a positive contribution to the community	14	15	38	41	37	32	8	10	3	2	0	0
The school asks for my views about important things in the school.	19	20	39	38	22	23	15	17	4	2	0	0
There are a variety of activities outside of lessons for pupils to be involved in.	53	47	39	45	6	7	1	2	0	0	0	0
I take part in activities outside lessons.	33	32	36	29	8	10	15	23	8	6	0	0
The school teaches me to understand and deal with a variety of risks in everyday life.	22	21	55	50	15	21	6	7	1	1	0	0
The school encourages and helps me to look after my physical health and take	27	23	53	57	13	13	6	6	1	1	0	0
The school encourages and helps me to eat and drink healthy things.	15	13	40	42	29	27	13	16	3	2	0	0
The school encourages and helps me to look after my emotional and mental health	20	21	53	44	20	23	4	8	3	4	0	0
The school provides me with information, advice and support about relationships and	20	21	49	46	21	17	5	11	5	5	0	0
The school informs me of the dangers from smoking or misusing substances such as	41	32	41	48	11	15	5	4	1	1	0	0
If I have a general problem, I know that there is a teacher or another adult that I	31	33	48	43	12	15	5	5	3	4	0	0
The school helps me to prepare for my next steps, in school or beyond.	29	27	44	42	22	23	3	6	2	1	0	0

All KS34 Pupils: Years: 7 to 11 - Gender Differences

Number of Respondents by Gender

Performance Criteria

Number of Respondents

	St Agree		Agree		NAND		Disagree		St Disagree		No Resp.	
	B	G	B	G	B	G	B	G	B	G	B	G
Quality of Education												
I enjoy being at school.	52	53	258	193	58	63	28	30	8	5	0	0
I am expected to do my best in all lessons.	165	170	213	160	25	15	0	1	0	0	0	0
Teachers and other adults help me to do my best in all lessons.	103	79	236	206	47	45	17	16	1	0	0	0
Teachers have good knowledge in the subjects they teach.	193	136	177	165	29	40	5	5	0	0	0	0
Teachers set challenging work in all lessons.	74	55	231	204	62	64	32	21	4	0	0	0
Teachers encourage me to participate in lessons and listen to what I have to say.	94	84	233	188	52	53	19	18	2	1	0	0
I enjoy learning at this school	79	66	228	194	71	65	21	16	3	4	0	0
I am clear about what I am learning about and why.	82	50	250	208	54	63	18	23	0	1	0	0
I can see how my learning has a sequence designed to build skills and knowledge.	74	46	207	183	97	92	19	24	3	1	0	0
I am encouraged to apply my skills and knowledge in new situations.	93	82	238	199	51	60	19	5	2	0	0	0
I get the chance to go over previous topics and recap learning.	80	78	227	186	75	60	21	21	1	1	0	0
Teachers regularly tell me how well I am doing.	61	45	180	154	98	86	55	51	10	8	0	0
Teachers regularly tell me what I need to do to improve	79	50	201	178	78	79	41	36	3	3	0	0
I am making good progress	102	59	200	140	90	133	8	11	3	1	0	0
Behaviour and Attitudes												
There are clear expectations and rules about behaviour.	238	197	150	133	13	12	3	3	0	1	0	0
The behaviour routines are fairly applied by all staff.	94	80	203	161	52	71	47	31	5	3	0	0
I am not bullied or harassed at school.	260	178	84	109	31	29	14	17	15	12	0	0
If bullying, harassment and racism occurs, the school is good at dealing with it.	109	69	142	120	112	99	29	40	10	18	0	0
In lessons I can learn well because other pupils behave sensibly.	24	18	183	140	115	112	70	60	11	15	0	0
I feel safe in lessons.	178	128	180	167	37	43	8	7	1	0	0	0

All KS34 Pupils: Years: 7 to 11 - Gender Differences

Number of Respondents by Gender - Continued

Performance Criteria	Number of Respondents											
	St Agree		Agree		NAND		Disagree		St Disagree		No Resp.	
	B	G	B	G	B	G	B	G	B	G	B	G
The behaviour of pupils is good around the school.	35	16	173	140	130	122	56	58	9	10	0	0
I feel safe at breaktimes and around the school.	179	126	187	176	28	39	8	5	1	0	0	0
I think adults in the school care about me.	69	55	169	142	131	117	19	24	15	8	0	0
Personal Development												
The school teaches me about British values such as democracy, individual liberty and respect.	88	76	198	184	89	60	23	25	4	1	0	0
The school helps me to develop my knowledge of human creativity and achievement.	75	61	239	198	67	64	21	21	2	2	0	0
I am taught to respect people from different backgrounds and treat everyone equally.	248	222	144	107	7	10	5	4	0	2	0	0
The school helps me to develop positive relationships with people in the school.	86	72	215	174	70	78	29	22	4	0	0	0
The school teaches me to know the difference between right and wrong.	163	123	190	179	41	32	8	12	2	0	0	0
I am expected to be resilient and persevere when faced with challenges.	109	91	240	189	47	54	8	7	0	2	0	0
There are opportunities for me to make a positive contribution in my class.	115	88	226	199	50	46	11	11	0	1	0	0
There are opportunities for me to make a positive contribution in the school.	110	86	208	191	61	55	21	13	4	1	0	0
There are opportunities for me to make a positive contribution to the community	55	52	154	143	150	109	32	34	13	8	0	0
The school asks for my views about important things in the school.	78	70	158	130	90	78	61	59	17	8	0	0
There are a variety of activities outside of lessons for pupils to be involved in.	215	161	157	155	26	24	4	6	1	0	0	0
I take part in activities outside lessons.	130	110	145	102	32	36	61	78	32	20	0	0
The school teaches me to understand and deal with a variety of risks in everyday life.	89	71	224	171	62	74	23	24	6	5	0	0
The school encourages and helps me to look after my physical health and take	109	81	214	197	51	44	26	21	4	3	0	0
The school encourages and helps me to eat and drink healthy things.	62	44	160	144	116	93	52	55	13	8	0	0
The school encourages and helps me to look after my emotional and mental health and wellbeing.	79	72	215	150	80	79	17	27	12	13	0	0
The school provides me with information, advice and support about relationships and sexual health.	79	71	196	159	85	59	21	39	22	16	0	0
The school informs me of the dangers from smoking or misusing substances such as alcohol or drugs.	165	112	166	164	46	51	22	15	4	3	0	0
If I have a general problem, I know that there is a teacher or another adult that I can talk to.	126	114	191	148	50	51	21	18	14	13	0	0
The school helps me to prepare for my next steps, in school or beyond.	116	95	177	147	90	78	11	21	9	5	0	0

All KS34 Pupils: Years: 7 to 11 - Gender Differences

Percentage of Respondents by Gender

Performance Criteria
Percentage of Respondents

	Agree		NAND		Disagree		No Resp.	
	B	G	B	G	B	G	B	G
Quality of Education								
I enjoy being at school.	77	72	14	18	9	10	0	0
I am expected to do my best in all lessons.	94	95	6	4	0	0	0	0
Teachers and other adults help me to do my best in all lessons.	84	82	12	13	4	5	0	0
Teachers have good knowledge in the subjects they teach.	92	87	7	12	1	1	0	0
Teachers set challenging work in all lessons.	76	75	15	19	9	6	0	0
Teachers encourage me to participate in lessons and listen to what I have to say.	82	79	13	15	5	6	0	0
I enjoy learning at this school	76	75	18	19	6	6	0	0
I am clear about what I am learning about and why.	82	75	13	18	4	7	0	0
I can see how my learning has a sequence designed to build skills and knowledge.	70	66	24	27	6	7	0	0
I am encouraged to apply my skills and knowledge in new situations.	82	81	13	17	5	1	0	0
I get the chance to go over previous topics and recap learning.	76	76	19	17	5	6	0	0
Teachers regularly tell me how well I am doing.	60	58	24	25	16	17	0	0
Teachers regularly tell me what I need to do to improve	70	66	19	23	11	11	0	0
I am making good progress	75	58	22	39	3	3	0	0
Behaviour and Attitudes								
There are clear expectations and rules about behaviour.	96	95	3	3	1	1	0	0
The behaviour routines are fairly applied by all staff.	74	70	13	21	13	10	0	0
I am not bullied or harassed at school.	85	83	8	8	7	8	0	0
If bullying, harassment and racism occurs, the school is good at dealing with it.	62	55	28	29	10	17	0	0
In lessons I can learn well because other pupils behave sensibly.	51	46	29	32	20	22	0	0
I feel safe in lessons.	89	86	9	12	2	2	0	0

All KS34 Pupils: Years: 7 to 11 - Gender Differences
Percentage of Respondents by Gender - Continued

Performance Criteria

Percentage of Respondents

	Agree		Don't Know		Disagree		No Resp.	
	B	G	B	G	B	G	B	G
The behaviour of pupils is good around the school.	52	45	32	35	16	20	0	0
I feel safe at breaktimes and around the school.	91	87	7	11	2	1	0	0
I think adults in the school care about me.	59	57	33	34	8	9	0	0
Personal Development								
The school teaches me about British values such as democracy, individual liberty and respect.	71	75	22	17	7	8	0	0
The school helps me to develop my knowledge of human creativity and achievement.	78	75	17	18	6	7	0	0
I am taught to respect people from different backgrounds and treat everyone equally.	97	95	2	3	1	2	0	0
The school helps me to develop positive relationships with people in the school.	75	71	17	23	8	6	0	0
The school teaches me to know the difference between right and wrong.	87	87	10	9	2	3	0	0
I am expected to be resilient and persevere when faced with challenges.	86	82	12	16	2	3	0	0
There are opportunities for me to make a positive contribution in my class.	85	83	12	13	3	3	0	0
There are opportunities for me to make a positive contribution in the school.	79	80	15	16	6	4	0	0
There are opportunities for me to make a positive contribution to the community outside school.	52	56	37	32	11	12	0	0
The school asks for my views about important things in the school.	58	58	22	23	19	19	0	0
There are a variety of activities outside of lessons for pupils to be involved in.	92	91	6	7	1	2	0	0
I take part in activities outside lessons.	69	61	8	10	23	28	0	0
The school teaches me to understand and deal with a variety of risks in everyday life.	77	70	15	21	7	8	0	0
The school encourages and helps me to look after my physical health and take regular exercise.	80	80	13	13	7	7	0	0
The school encourages and helps me to eat and drink healthy things.	55	55	29	27	16	18	0	0
The school encourages and helps me to look after my emotional and mental health and wellbeing.	73	65	20	23	7	12	0	0
The school provides me with information, advice and support about relationships and sexual health.	68	67	21	17	11	16	0	0
The school informs me of the dangers from smoking or misusing substances such as alcohol or drugs.	82	80	11	15	6	5	0	0
If I have a general problem, I know that there is a teacher or another adult that I can talk to.	79	76	12	15	9	9	0	0
The school helps me to prepare for my next steps, in school or beyond.	73	70	22	23	5	8	0	0

All KS34 Pupils: Years: 7 to 11 - Gender Differences
Variations in boys and girls responses

Performance Criteria

Percentage of Respondents

	Agree Overall		NAND		Disagree Overall		No Resp.	
	B	G	B	G	B	G	B	G
Quality of Education								
I enjoy being at school.	+5		-4		-1		+0	
I am expected to do my best in all lessons.	-2		+2		-0		+0	
Teachers and other adults help me to do my best in all lessons.	+2		-1		-0		+0	
Teachers have good knowledge in the subjects they teach.	+5		-4		-0		+0	
Teachers set challenging work in all lessons.	+0		-3		+3		+0	
Teachers encourage me to participate in lessons and listen to what I have to say.	+3		-2		-0		+0	
I enjoy learning at this school	+1		-1		+0		+0	
I am clear about what I am learning about and why.	+7		-5		-3		+0	
I can see how my learning has a sequence designed to build skills and knowledge.	+4		-2		-2		+0	
I am encouraged to apply my skills and knowledge in new situations.	+1		-5		+4		+0	
I get the chance to go over previous topics and recap learning.	-0		+1		-1		+0	
Teachers regularly tell me how well I am doing.	+2		-1		-1		+0	
Teachers regularly tell me what I need to do to improve	+4		-3		-0		+0	
I am making good progress	+17		-16		-1		+0	
Behaviour and Attitudes								
There are clear expectations and rules about behaviour.	+1		-0		-0		+0	
The behaviour routines are fairly applied by all staff.	+4		-8		+3		+0	
I am not bullied or harassed at school.	+2		-1		-1		+0	
If bullying, harassment and racism occurs, the school is good at dealing with it.	+8		-1		-7		+0	
In lessons I can learn well because other pupils behave sensibly.	+6		-4		-2		+0	
I feel safe in lessons.	+3		-3		+0		+0	

Notes:

Positive numbers (+) indicate that more boys than girls gave this response
 Negative numbers (-) indicate that more girls than boys gave this response

Key:

Figures in **red** indicate that the difference between boys and girls is greater than 25
 Figures in **green** indicate that the difference between boys and girls is between 15 and 25

All KS34 Pupils: Years: 7 to 11 - Gender Differences
Variations in boys and girls responses - Continued

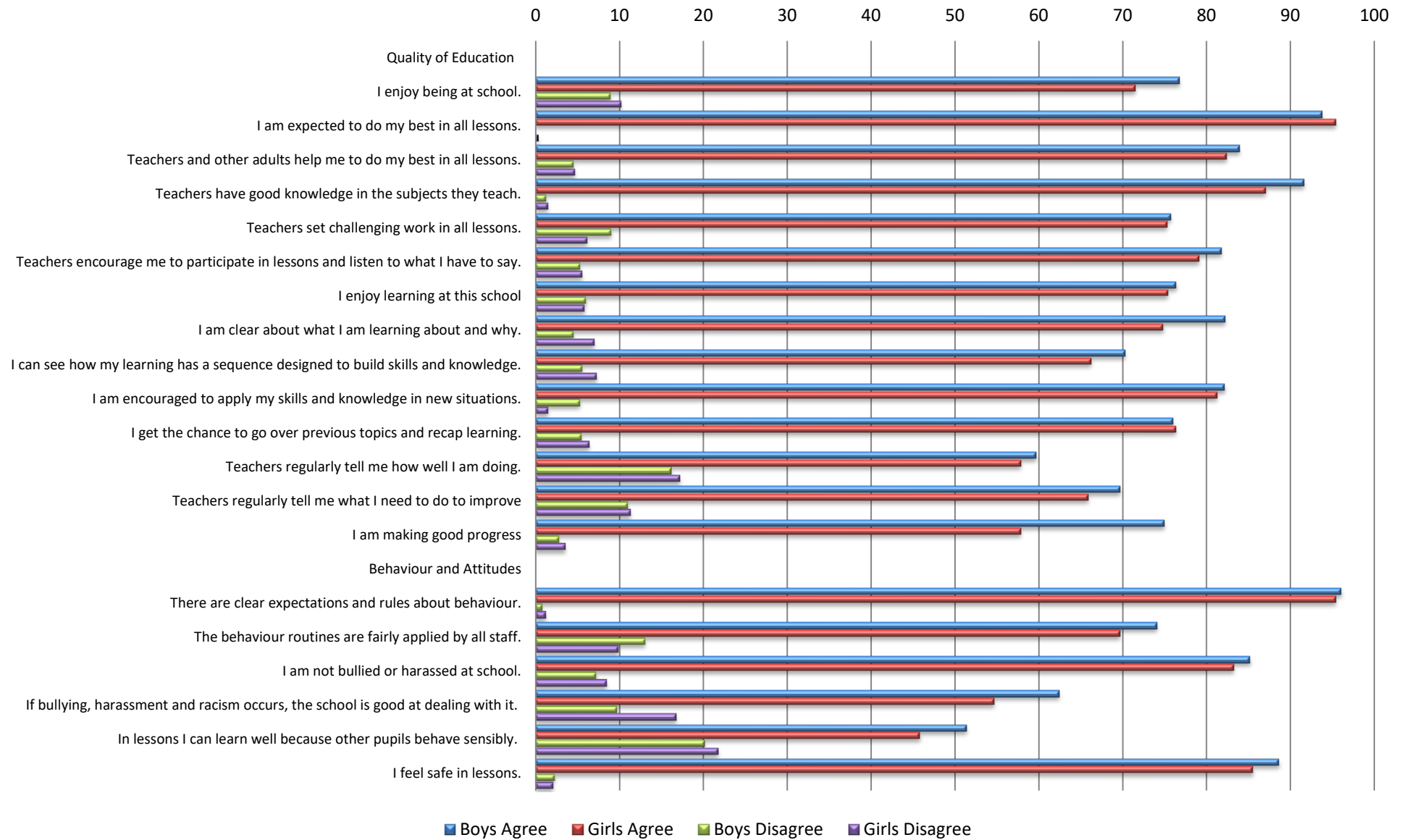
Performance Criteria

Percentage of Respondents

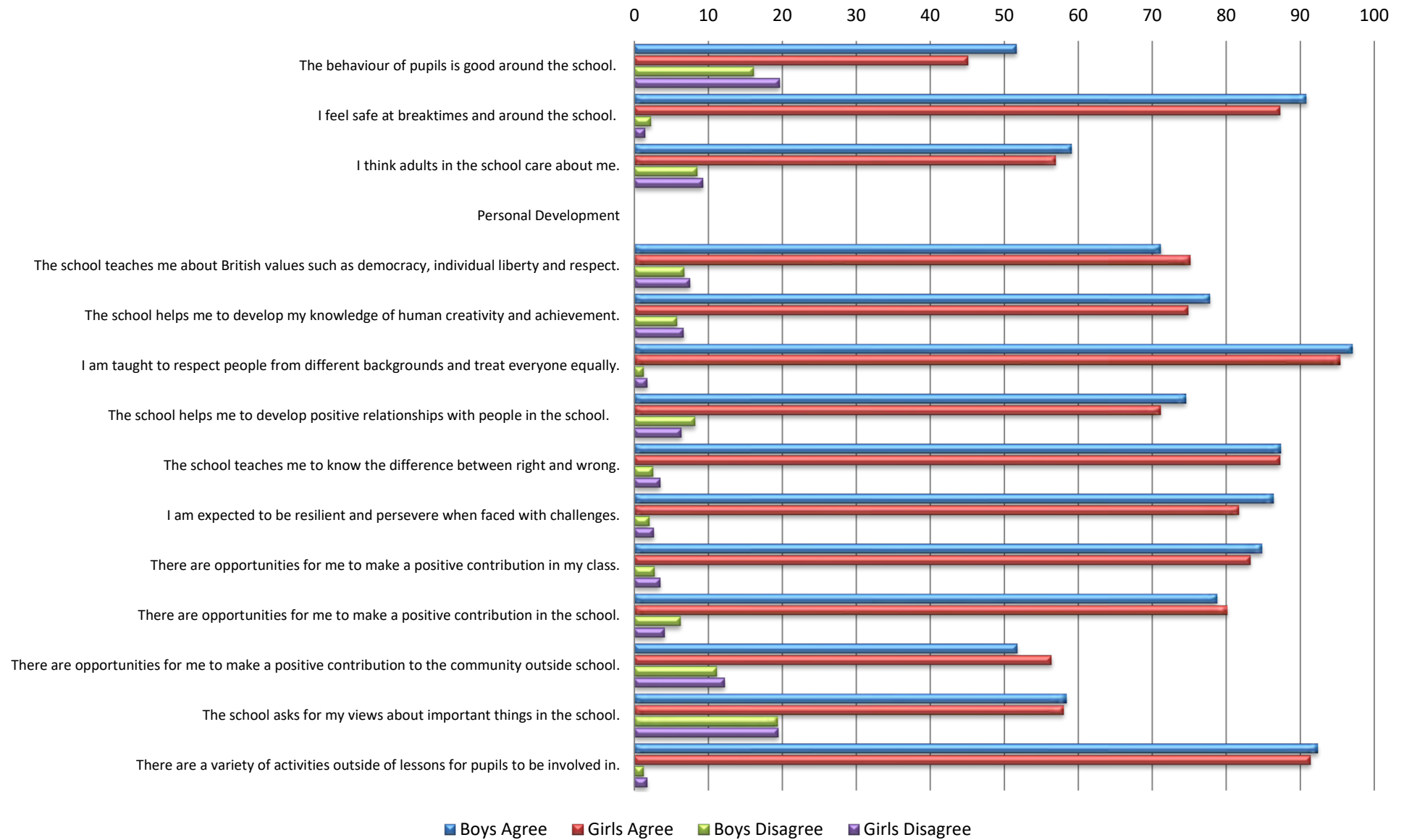
	Agree Overall		Don't Know		Disagree Overall		No Resp.	
	B	G	B	G	B	G	B	G
	The behaviour of pupils is good around the school.	+7		-3		-4		+0
I feel safe at breaktimes and around the school.	+4		-4		+1		+0	
I think adults in the school care about me.	+2		-1		-1		+0	
Personal Development								
The school teaches me about British values such as democracy, individual liberty and respect.	-4		+5		-1		+0	
The school helps me to develop my knowledge of human creativity and achievement.	+3		-2		-1		+0	
I am taught to respect people from different backgrounds and treat everyone equally.	+2		-1		-1		+0	
The school helps me to develop positive relationships with people in the school.	+3		-5		+2		+0	
The school teaches me to know the difference between right and wrong.	+0		+1		-1		+0	
I am expected to be resilient and persevere when faced with challenges.	+5		-4		-1		+0	
There are opportunities for me to make a positive contribution in my class.	+2		-1		-1		+0	
There are opportunities for me to make a positive contribution in the school.	-1		-1		+2		+0	
There are opportunities for me to make a positive contribution to the community outside school.	-5		+6		-1		+0	
The school asks for my views about important things in the school.	+0		-0		-0		+0	
There are a variety of activities outside of lessons for pupils to be involved in.	+1		-0		-0		+0	
I take part in activities outside lessons.	+7		-2		-5		+0	
The school teaches me to understand and deal with a variety of risks in everyday life.	+7		-6		-1		+0	
The school encourages and helps me to look after my physical health and take regular exercise.	-0		-0		+0		+0	
The school encourages and helps me to eat and drink healthy things.	+0		+2		-2		+0	
The school encourages and helps me to look after my emotional and mental health and wellbeing.	+8		-3		-5		+0	
The school provides me with information, advice and support about relationships and sexual health.	+1		+4		-5		+0	
The school informs me of the dangers from smoking or misusing substances such as alcohol or drugs.	+2		-3		+1		+0	
If I have a general problem, I know that there is a teacher or another adult that I can talk to.	+3		-2		-0		+0	
The school helps me to prepare for my next steps, in school or beyond.	+3		-0		-3		+0	

Notes:
 Positive numbers (+) indicate that more boys than girls gave this response
 Negative numbers (-) indicate that more girls than boys gave this response
Key:
 Figures in red indicate that the difference between boys and girls is greater than 25
 Figures in green indicate that the difference between boys and girls is between 15 and 25

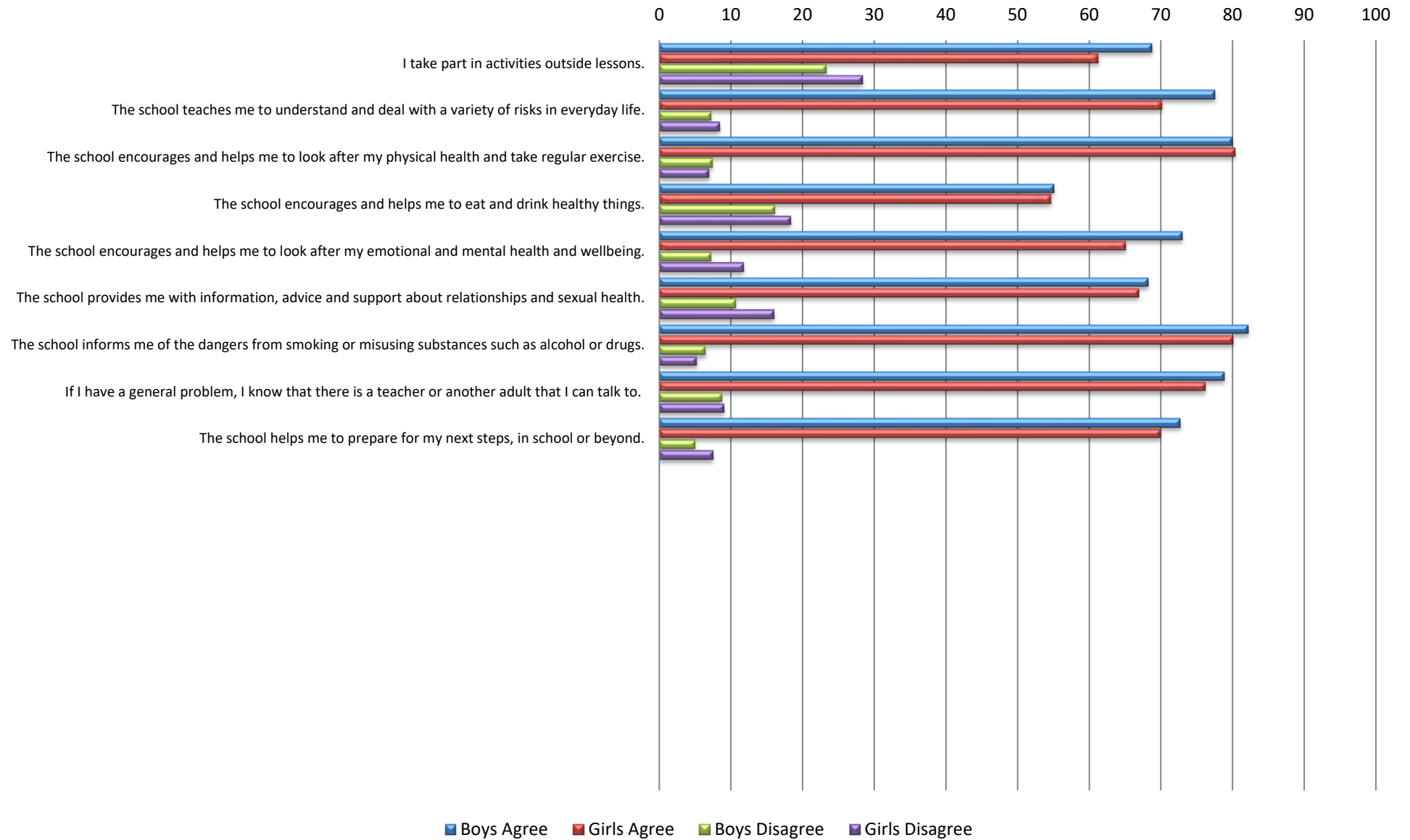
Pupil Attitudinal Survey: All KS3/4 Pupils - Gender Differences



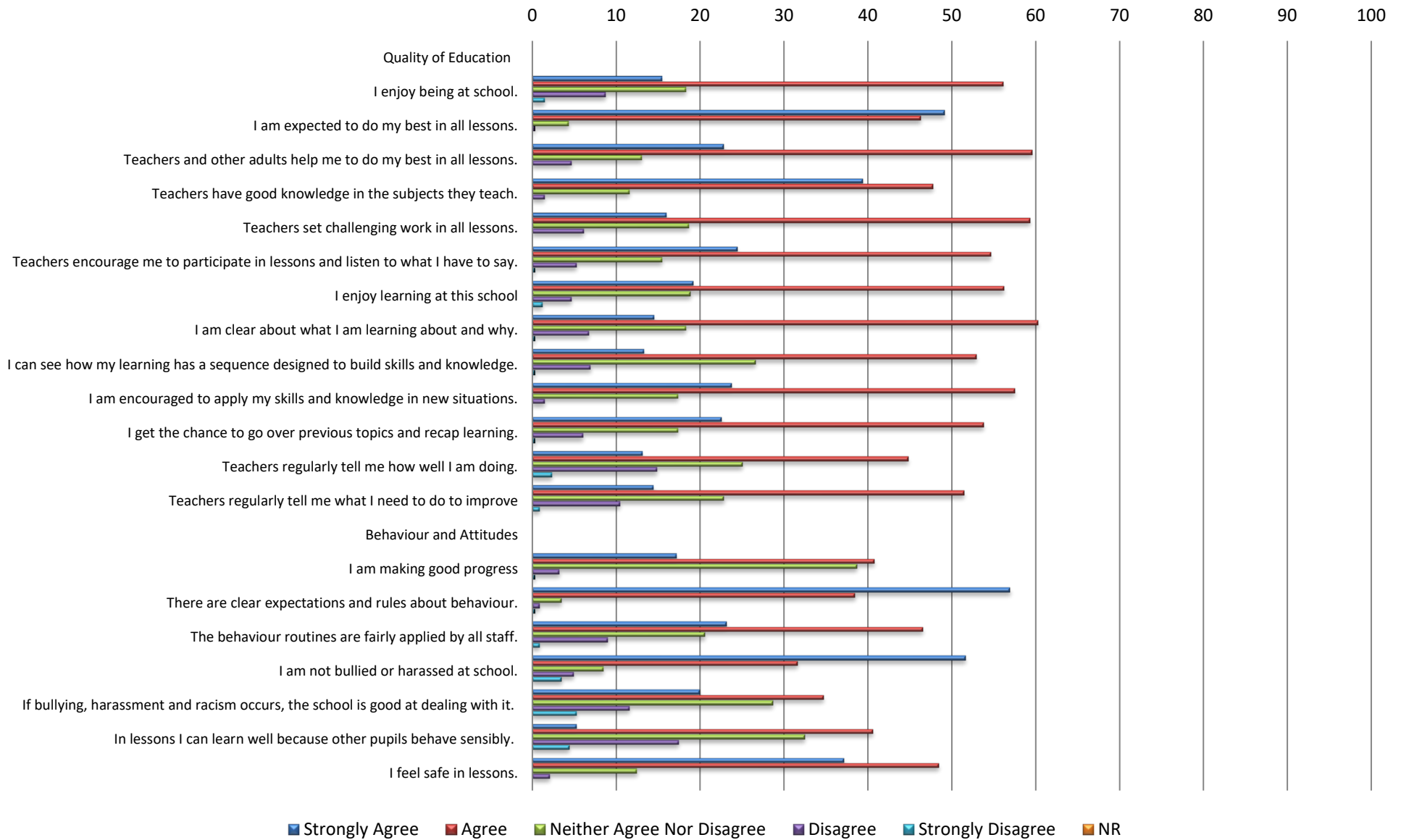
Pupil Attitudinal Survey: All KS34 Pupils - Gender Differences



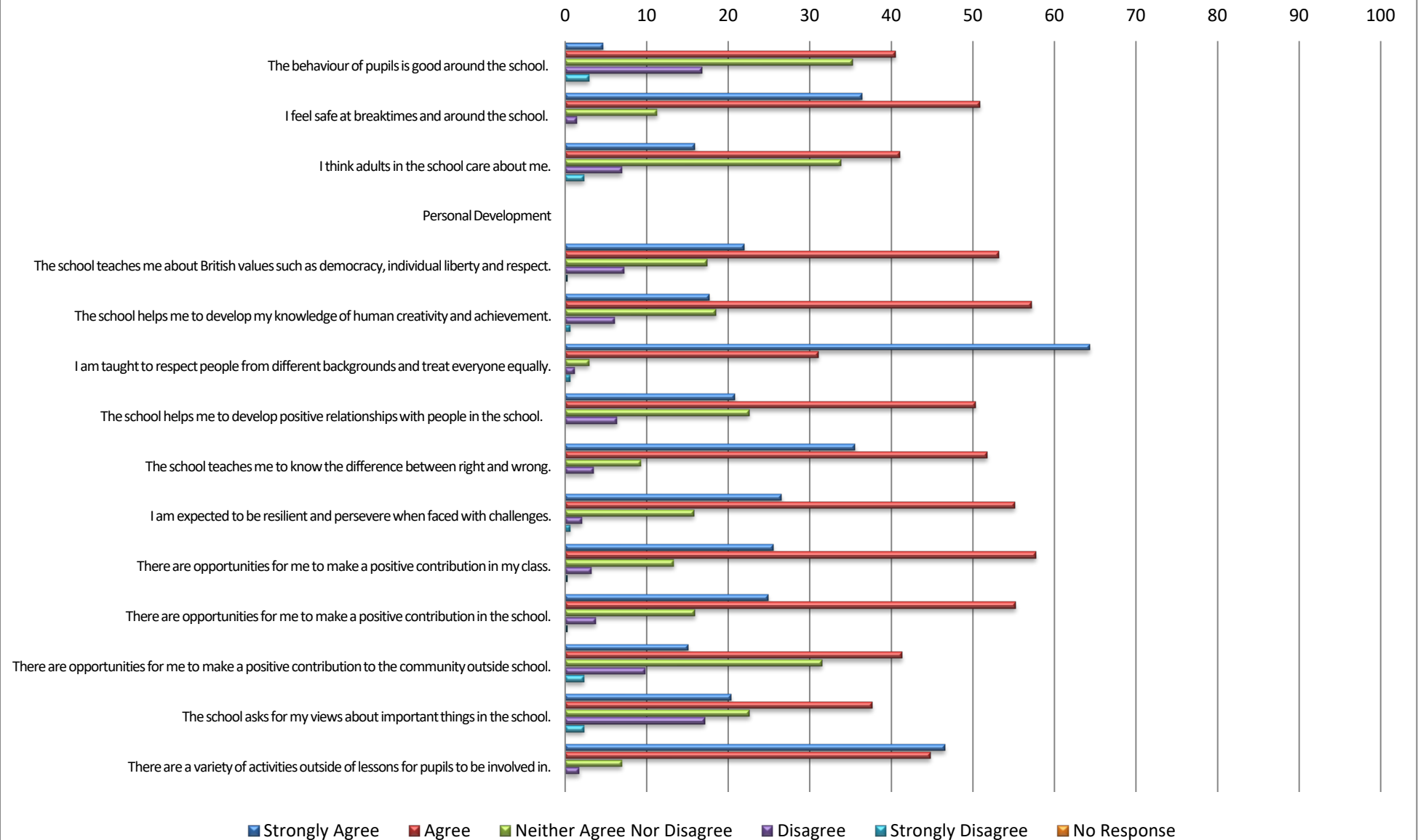
Pupil Attitudinal Survey: All KS34 Pupils - Gender Differences



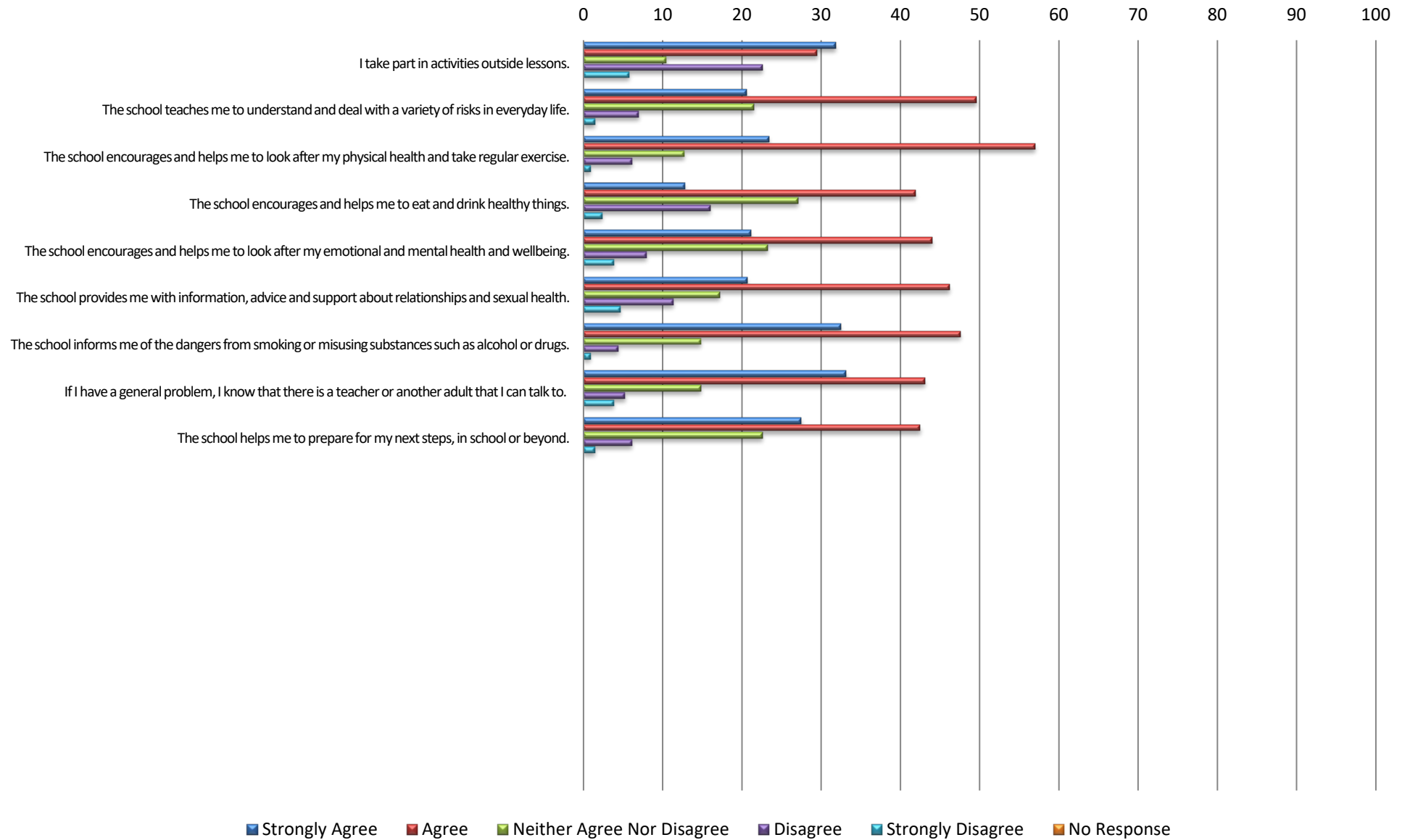
Pupil Attitudinal Survey: - Girls - Years: 7 to 11



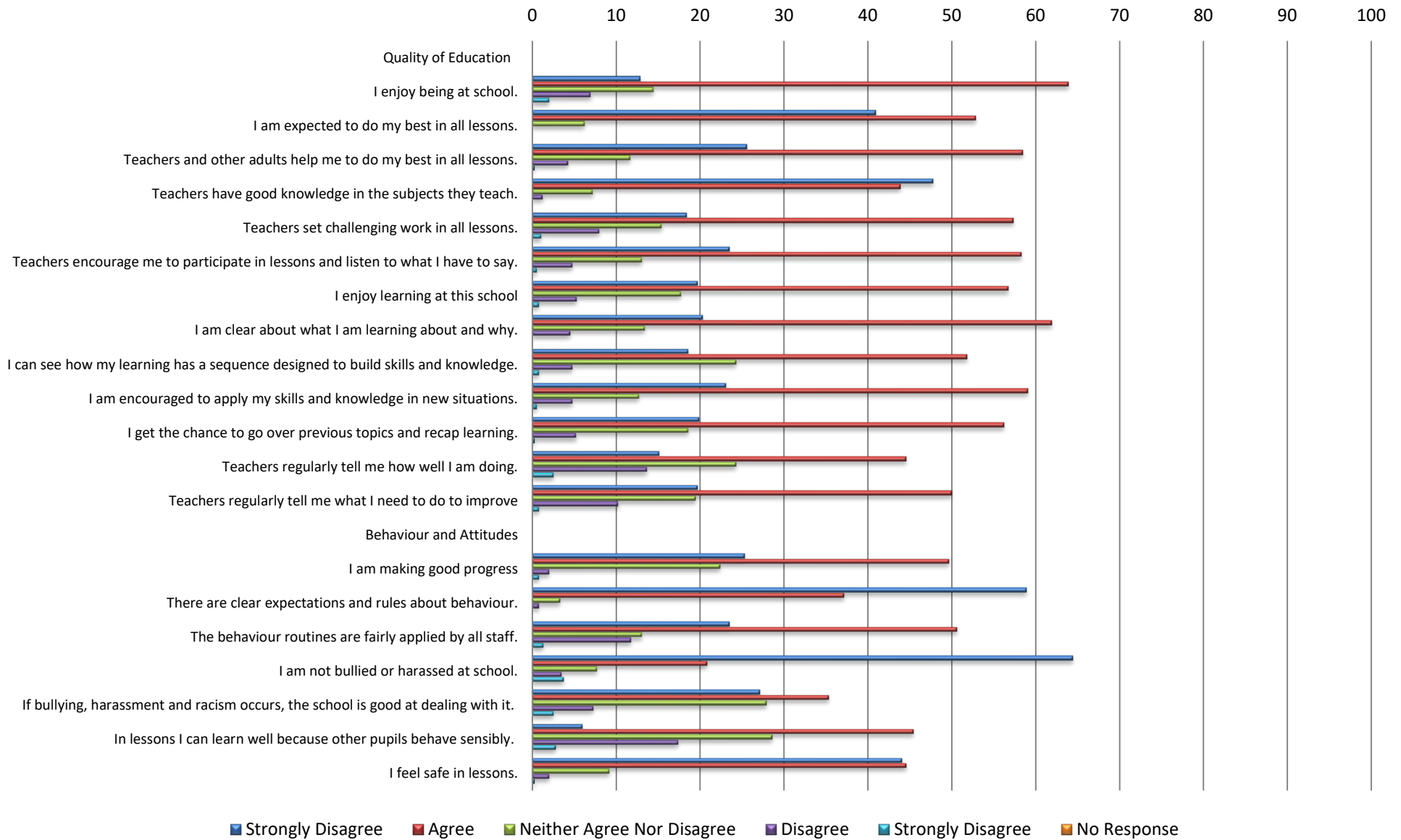
Pupil Attitudinal Survey: - Girls - Years: 7 to 11 - Continued



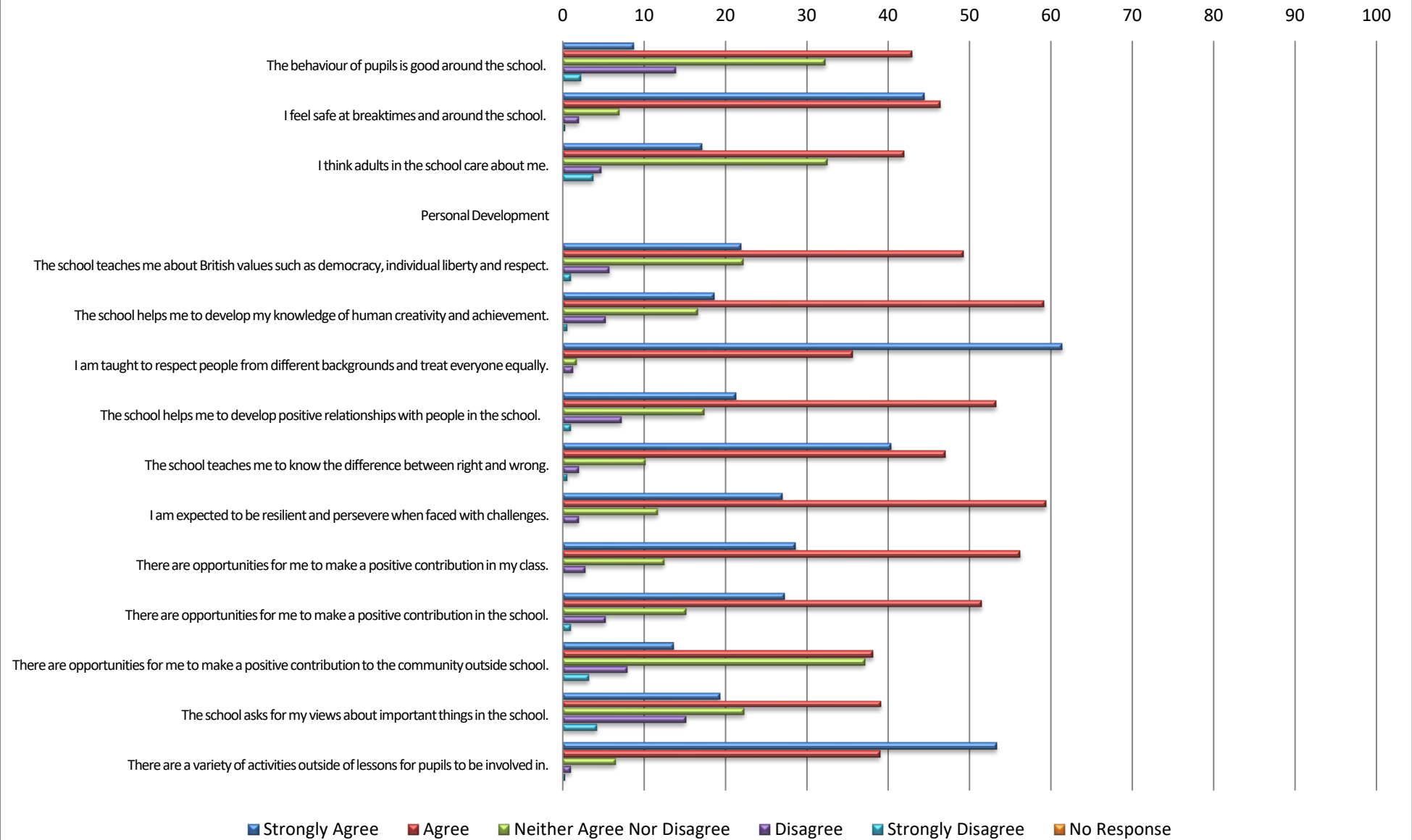
Pupil Attitudinal Survey: - Girls - Years: 7 to 11 - Continued



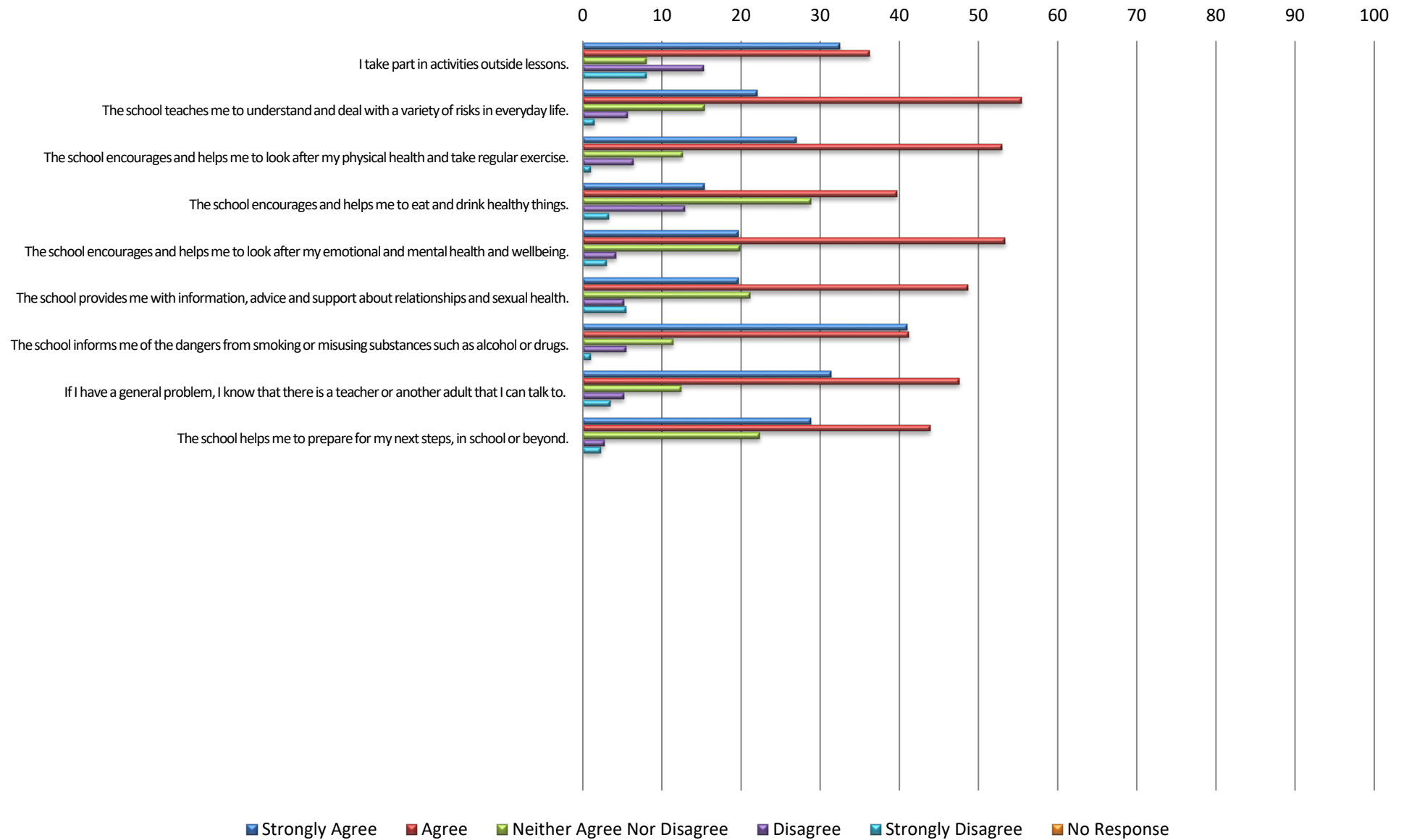
Pupil Attitudinal Survey: - Boys - Years: 7 to 11



Pupil Attitudinal Survey: - Boys - Years: 7 to 11 - Continued



Pupil Attitudinal Survey: - Boys - Years: 7 to 11 - Continued



FOR SCHOOLS - PUPIL VOICE

Pupil Attitudinal Survey - Summary Report

School: **Goldington Academy**

Date of Report: **26/10/2021**

Cohort: **Year 7**

Number of respondents: **170**

Percentage of Respondents Performance Criteria

	Percentage of Respondents						Overall Strength	Overall Weakness
	SA	A	NAND	D	SD	NR		
Quality of Education								
I enjoy being at school.	31	55	9	4	1	0	86	4
I am expected to do my best in all lessons.	54	41	4	1	0	0	95	1
Teachers and other adults help me to do my best in all lessons.	43	44	10	3	1	0	86	4
Teachers have good knowledge in the subjects they teach.	66	27	6	1	0	0	93	1
Teachers set challenging work in all lessons.	21	56	18	5	0	0	77	5
Teachers encourage me to participate in lessons and listen to what I have to say.	38	47	10	4	1	0	85	5
I enjoy learning at this school	41	48	9	3	0	0	88	3
I am clear about what I am learning about and why.	26	55	16	2	1	0	81	3
I can see how my learning has a sequence designed to build skills and knowledge.	21	43	33	3	0	0	64	3
I am encouraged to apply my skills and knowledge in new situations.	33	51	14	1	1	0	84	2
I get the chance to go over previous topics and recap learning.	23	49	25	2	0	0	72	2
Teachers regularly tell me how well I am doing.	25	43	21	9	2	0	68	11
Teachers regularly tell me what I need to do to improve	21	46	25	8	1	0	67	8
I am making good progress	31	36	32	1	1	0	67	1
Behaviour and Attitudes								
There are clear expectations and rules about behaviour.	76	23	1	0	0	0	99	0
The behaviour routines are fairly applied by all staff.	46	40	11	2	0	0	86	2
I am not bullied or harassed at school.	62	18	9	5	5	0	80	10
If bullying, harassment and racism occurs, the school is good at dealing with it.	35	34	28	4	1	0	68	4
In lessons I can learn well because other pupils behave sensibly.	15	48	25	11	1	0	63	12
I feel safe in lessons.	53	37	9	1	0	0	90	1

Key: SA=Strongly Agree, A=Agree, NAND = Neither Agree nor Disagree, D=Disagree, SD=Strongly Disagree, NR=No Response or unclear response

Notes: **Dark Blue:** Overall Strength = Greater than 85%, **Light Blue:** Overall Strength = 70% - 85%, **Red:** Overall Weakness = Greater than 50%, **Green:** Overall Weakness = 40% - 50%

Year 7:

Number of Respondents

Performance Criteria

(Figures in red are the modal response)

Number of Respondents

	SA	A	NAND	D	SD	NR	Strength	Weakness
Quality of Education								
I enjoy being at school.	53	94	16	6	1	0	147	7
I am expected to do my best in all lessons.	91	70	7	1	0	0	161	1
Teachers and other adults help me to do my best in all lessons.	73	74	17	5	1	0	147	6
Teachers have good knowledge in the subjects they teach.	112	46	11	1	0	0	158	1
Teachers set challenging work in all lessons.	35	95	31	8	0	0	130	8
Teachers encourage me to participate in lessons and listen to what I have to say.	63	79	17	7	2	0	142	9
I enjoy learning at this school	69	81	15	5	0	0	150	5
I am clear about what I am learning about and why.	44	93	27	4	1	0	137	5
I can see how my learning has a sequence designed to build skills and knowledge.	36	73	56	5	0	0	109	5
I am encouraged to apply my skills and knowledge in new situations.	56	87	24	2	1	0	143	3
I get the chance to go over previous topics and recap learning.	39	84	43	4	0	0	123	4
Teachers regularly tell me how well I am doing.	42	73	36	16	3	0	115	19
Teachers regularly tell me what I need to do to improve	36	77	42	13	1	0	113	14
I am making good progress	52	62	54	1	1	0	114	2
Behaviour and Attitudes								
There are clear expectations and rules about behaviour.	129	39	2	0	0	0	168	0
The behaviour routines are fairly applied by all staff.	77	68	19	4	0	0	145	4
I am not bullied or harassed at school.	105	31	16	8	9	0	136	17
If bullying, harassment and racism occurs, the school is good at dealing with it.	59	57	47	6	1	0	116	7
In lessons I can learn well because other pupils behave sensibly.	25	82	43	18	2	0	107	20
I feel safe in lessons.	90	63	16	1	0	0	153	1

Key: SA=Strongly Agree, A=Agree, NAND = Neither Agree nor Disagree, D=Disagree, SD=Strongly Disagree, NR=No Response or unclear response

Year 7:

Number of Respondents - Continued

Performance Criteria

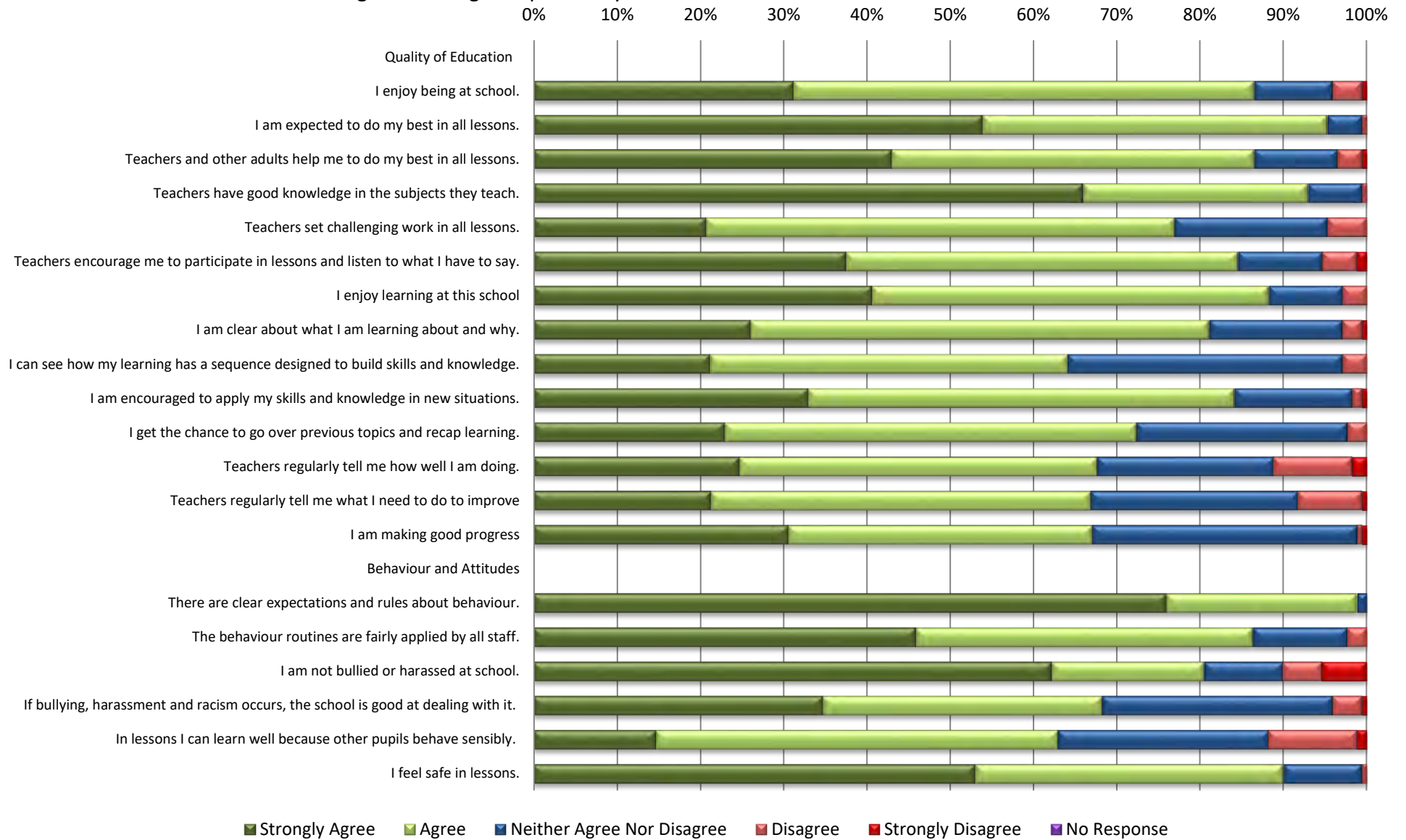
(Figures in red are the modal response)

Number of Respondents

	SA	A	NAND	D	SD	NR	Overall Strength	Overall Weakness
The behaviour of pupils is good around the school.	25	75	49	16	5	0	100	21
I feel safe at breaktimes and around the school.	75	70	22	3	0	0	145	3
I think adults in the school care about me.	52	76	36	4	2	0	128	6
Personal Development								
The school teaches me about British values such as democracy, individual liberty and respect.	53	83	30	4	0	0	136	4
The school helps me to develop my knowledge of human creativity and achievement.	54	88	25	3	0	0	142	3
I am taught to respect people from different backgrounds and treat everyone equally.	131	34	4	1	0	0	165	1
The school helps me to develop positive relationships with people in the school.	54	84	24	7	1	0	138	8
The school teaches me to know the difference between right and wrong.	96	62	11	0	1	0	158	1
I am expected to be resilient and persevere when faced with challenges.	60	79	28	2	0	0	139	2
There are opportunities for me to make a positive contribution in my class.	60	85	24	1	0	0	145	1
There are opportunities for me to make a positive contribution in the school.	52	84	29	4	1	0	136	5
There are opportunities for me to make a positive contribution to the community outside school.	30	73	55	9	3	0	103	12
The school asks for my views about important things in the school.	62	70	28	10	0	0	132	10
There are a variety of activities outside of lessons for pupils to be involved in.	121	42	7	0	0	0	163	0
I take part in activities outside lessons.	67	47	16	30	9	0	114	39
The school teaches me to understand and deal with a variety of risks in everyday life.	45	85	35	5	0	0	130	5
The school encourages and helps me to look after my physical health and take regular exercise.	72	80	15	3	0	0	152	3
The school encourages and helps me to eat and drink healthy things.	39	68	45	16	1	0	107	17
The school encourages and helps me to look after my emotional and mental health and wellbeing.	52	74	37	5	1	0	126	6
The school provides me with information, advice and support about relationships and sexual health.	46	66	51	7	0	0	112	7
The school informs me of the dangers from smoking or misusing substances such as alcohol or drugs.	55	65	46	3	1	0	120	4
If I have a general problem, I know that there is a teacher or another adult that I can talk to.	80	68	15	3	3	0	148	6
The school helps me to prepare for my next steps, in school or beyond.	50	37	78	4	1	0	87	5
Key: SA=Strongly Agree, A=Agree, NAND = Neither Agree nor Disagree, D=Disagree, SD=Strongly Disagree, NR=No Response or unclear response								

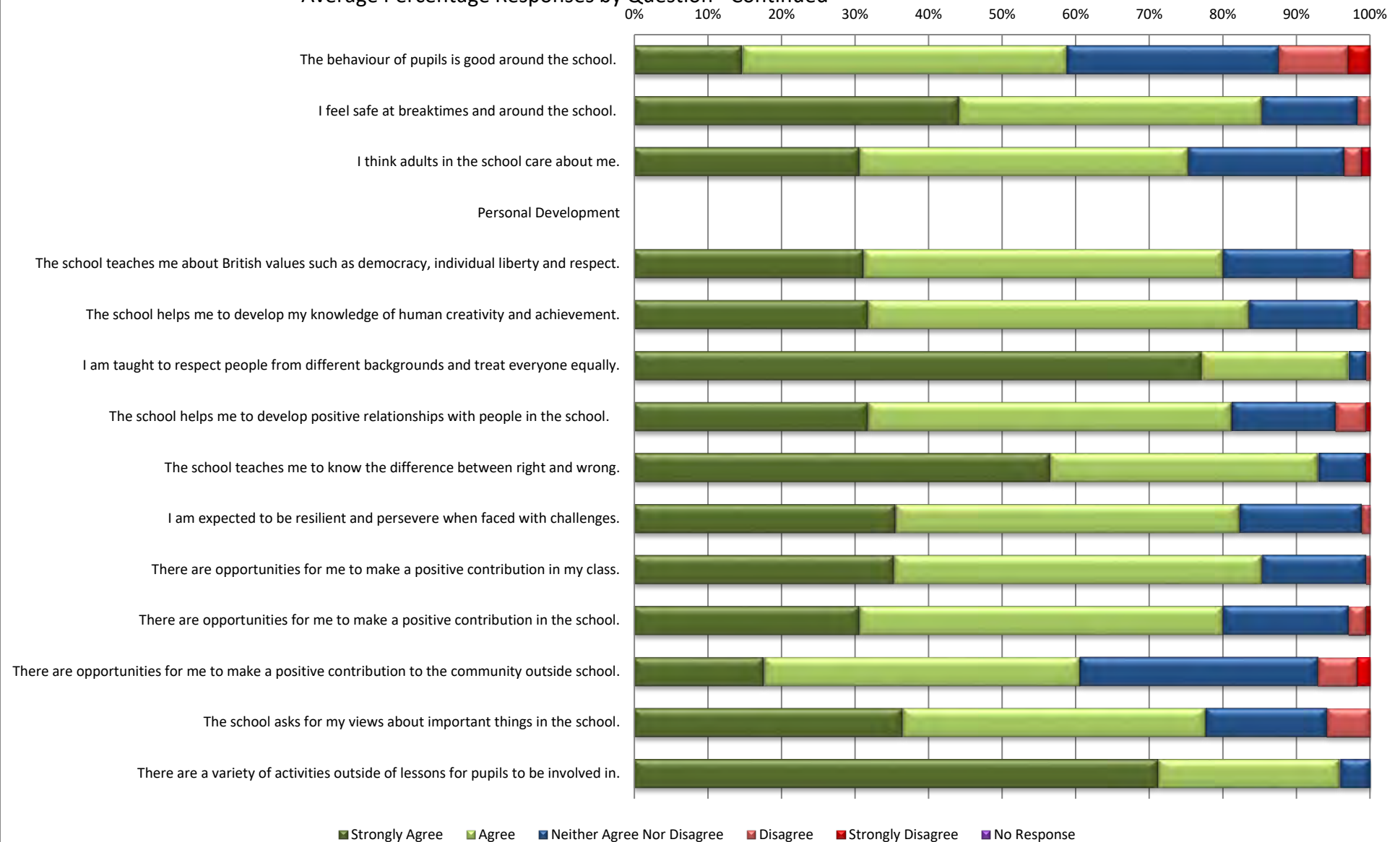
Year 7 -

Average Percentage Responses by Question



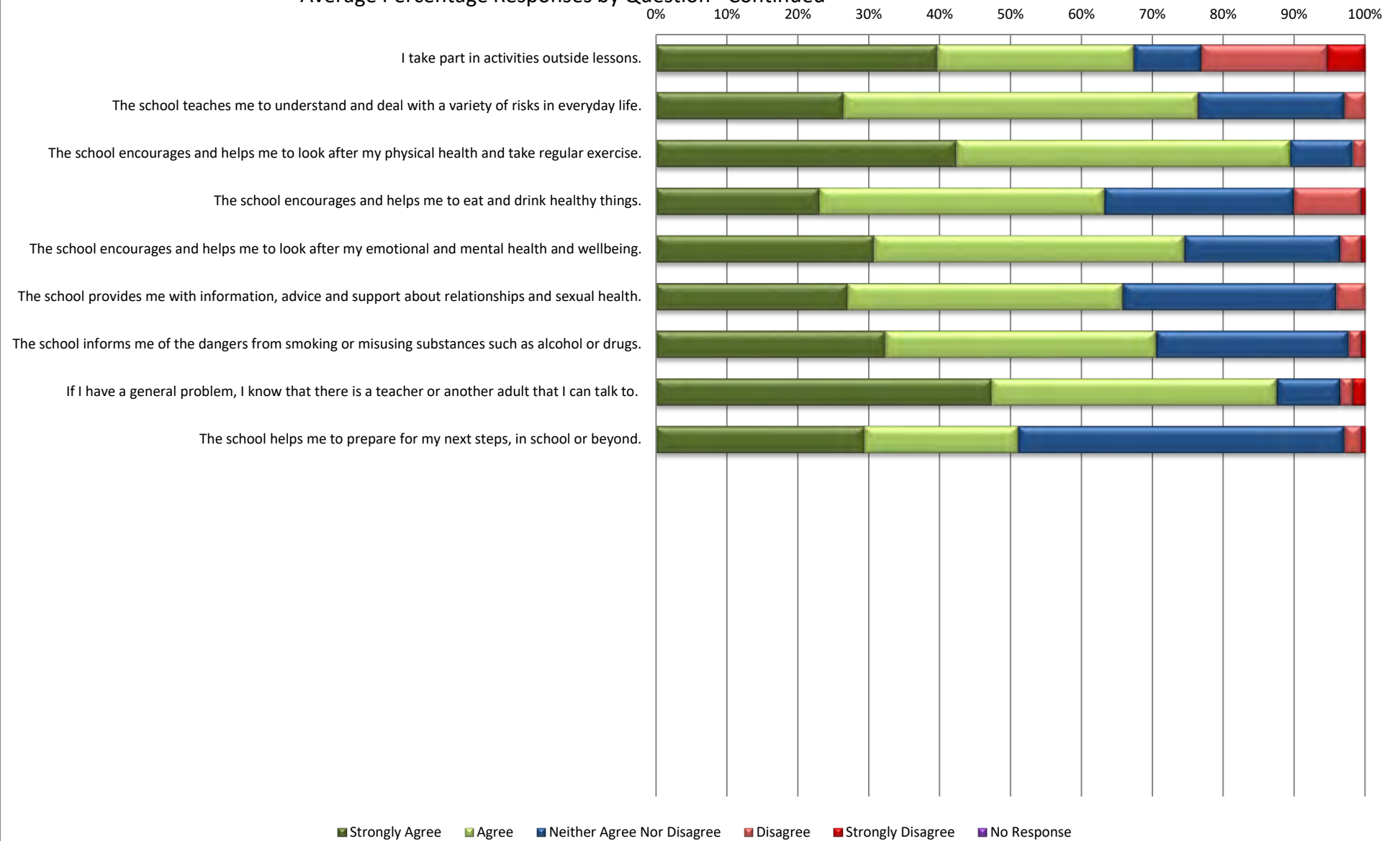
Year 7 -

Average Percentage Responses by Question - Continued



Year 7 -

Average Percentage Responses by Question - Continued



FOR SCHOOLS - PUPIL VOICE

Pupil Attitudinal Survey - Summary Report

School: **Goldington Academy**

Date of Report: **26/10/2021**

Cohort: **Year 7**

Number of respondents: **170**

Percentage of Respondents by Gender Performance Criteria

	Percentage of Respondents											
	St Agree		Agree		NAND		Disagree		St Disagree		No Resp.	
	B	G	B	G	B	G	B	G	B	G	B	G
Quality of Education												
I enjoy being at school.	29	34	60	51	7	12	4	3	1	0	0	0
I am expected to do my best in all lessons.	45	63	48	35	7	1	0	1	0	0	0	0
Teachers and other adults help me to do my best in all lessons.	40	45	45	42	11	9	2	3	1	0	0	0
Teachers have good knowledge in the subjects they teach.	71	60	24	30	5	8	0	1	0	0	0	0
Teachers set challenging work in all lessons.	19	22	56	56	19	18	6	4	0	0	0	0
Teachers encourage me to participate in lessons and listen to what I have to say.	35	40	46	48	15	6	2	6	1	1	0	0
I enjoy learning at this school	43	38	46	49	6	12	5	1	0	0	0	0
I am clear about what I am learning about and why.	27	25	50	60	20	12	2	2	0	1	0	0
I can see how my learning has a sequence designed to build skills and knowledge.	27	15	40	45	30	36	2	3	0	0	0	0
I am encouraged to apply my skills and knowledge in new situations.	37	29	46	56	14	14	1	1	1	0	0	0
I get the chance to go over previous topics and recap learning.	23	23	46	52	29	22	2	2	0	0	0	0
Teachers regularly tell me how well I am doing.	26	23	45	41	19	23	8	10	1	2	0	0
Teachers regularly tell me what I need to do to improve	28	15	43	48	20	29	8	7	0	1	0	0
Behaviour and Attitudes												
I am making good progress	36	26	40	33	23	41	0	1	1	0	0	0
There are clear expectations and rules about behaviour.	71	80	26	20	2	0	0	0	0	0	0	0
The behaviour routines are fairly applied by all staff.	44	48	41	40	11	12	4	1	0	0	0	0
I am not bullied or harassed at school.	63	61	19	18	6	13	7	2	5	6	0	0
If bullying, harassment and racism occurs, the school is good at dealing with it.	39	30	29	38	29	27	2	5	1	0	0	0
In lessons I can learn well because other pupils behave sensibly.	13	16	51	45	25	26	11	10	0	2	0	0
I feel safe in lessons.	55	51	38	36	6	13	1	0	0	0	0	0

Year 7: - Gender Differences
Percentage of Respondents by Gender - Continued

Performance Criteria

Percentage of Respondents

	St Agree		Agree		NAND		Disagree		St Disagree		No Resp.	
	B	G	B	G	B	G	B	G	B	G	B	G
	The behaviour of pupils is good around the school.	19	10	44	44	25	33	8	10	4	2	0
I feel safe at breaktimes and around the school.	44	44	43	40	11	15	2	1	0	0	0	0
I think adults in the school care about me.	27	34	43	47	27	15	1	3	1	1	0	0
Personal Development												
The school teaches me about British values such as democracy, individual liberty and respect.	31	31	44	53	23	13	2	2	0	0	0	0
The school helps me to develop my knowledge of human creativity and achievement.	31	33	50	53	19	10	0	3	0	0	0	0
I am taught to respect people from different backgrounds and treat everyone equally.	71	83	26	14	1	3	1	0	0	0	0	0
The school helps me to develop positive relationships with people in the school.	29	35	48	51	17	12	6	2	1	0	0	0
The school teaches me to know the difference between right and wrong.	57	56	33	40	8	5	0	0	1	0	0	0
I am expected to be resilient and persevere when faced with challenges.	30	41	55	39	15	18	0	2	0	0	0	0
There are opportunities for me to make a positive contribution in my class.	36	35	50	50	13	15	1	0	0	0	0	0
There are opportunities for me to make a positive contribution in the school.	30	31	46	52	21	13	1	3	1	0	0	0
There are opportunities for me to make a positive contribution to the community	12	23	44	42	38	27	5	6	1	2	0	0
The school asks for my views about important things in the school.	36	37	43	40	15	17	6	6	0	0	0	0
There are a variety of activities outside of lessons for pupils to be involved in.	75	67	23	27	2	6	0	0	0	0	0	0
I take part in activities outside lessons.	37	42	34	22	10	9	13	22	6	5	0	0
The school teaches me to understand and deal with a variety of risks in everyday life.	26	27	56	44	14	27	4	2	0	0	0	0
The school encourages and helps me to look after my physical health and take	48	37	40	53	11	7	1	2	0	0	0	0
The school encourages and helps me to eat and drink healthy things.	27	19	32	48	31	22	8	11	1	0	0	0
The school encourages and helps me to look after my emotional and mental health	26	35	48	40	24	20	2	4	0	1	0	0
The school provides me with information, advice and support about relationships and	24	30	36	42	36	24	5	3	0	0	0	0
The school informs me of the dangers from smoking or misusing substances such as	38	27	33	43	26	28	2	1	0	1	0	0
If I have a general problem, I know that there is a teacher or another adult that I	49	45	42	38	6	12	1	2	1	2	0	0
The school helps me to prepare for my next steps, in school or beyond.	29	30	19	24	51	41	1	3	0	1	0	0

Year 7: - Gender Differences
Number of Respondents by Gender
Performance Criteria

	Number of Respondents											
	St Agree		Agree		NAND		Disagree		St Disagree		No Resp.	
	B	G	B	G	B	G	B	G	B	G	B	G
Quality of Education												
I enjoy being at school.	24	29	50	44	6	10	3	3	1	0	0	0
I am expected to do my best in all lessons.	37	54	40	30	6	1	0	1	0	0	0	0
Teachers and other adults help me to do my best in all lessons.	34	39	38	36	9	8	2	3	1	0	0	0
Teachers have good knowledge in the subjects they teach.	60	52	20	26	4	7	0	1	0	0	0	0
Teachers set challenging work in all lessons.	16	19	47	48	16	15	5	3	0	0	0	0
Teachers encourage me to participate in lessons and listen to what I have to say.	29	34	38	41	12	5	2	5	1	1	0	0
I enjoy learning at this school	36	33	39	42	5	10	4	1	0	0	0	0
I am clear about what I am learning about and why.	23	21	42	51	17	10	2	2	0	1	0	0
I can see how my learning has a sequence designed to build skills and knowledge.	23	13	34	39	25	31	2	3	0	0	0	0
I am encouraged to apply my skills and knowledge in new situations.	31	25	39	48	12	12	1	1	1	0	0	0
I get the chance to go over previous topics and recap learning.	19	20	39	45	24	19	2	2	0	0	0	0
Teachers regularly tell me how well I am doing.	22	20	38	35	16	20	7	9	1	2	0	0
Teachers regularly tell me what I need to do to improve	23	13	36	41	17	25	7	6	0	1	0	0
I am making good progress	30	22	34	28	19	35	0	1	1	0	0	0
Behaviour and Attitudes												
There are clear expectations and rules about behaviour.	60	69	22	17	2	0	0	0	0	0	0	0
The behaviour routines are fairly applied by all staff.	36	41	34	34	9	10	3	1	0	0	0	0
I am not bullied or harassed at school.	53	52	16	15	5	11	6	2	4	5	0	0
If bullying, harassment and racism occurs, the school is good at dealing with it.	33	26	24	33	24	23	2	4	1	0	0	0
In lessons I can learn well because other pupils behave sensibly.	11	14	43	39	21	22	9	9	0	2	0	0
I feel safe in lessons.	46	44	32	31	5	11	1	0	0	0	0	0

Year 7: - Gender Differences

Number of Respondents by Gender - Continued

Performance Criteria	Number of Respondents											
	St Agree		Agree		NAND		Disagree		St Disagree		No Resp.	
	B	G	B	G	B	G	B	G	B	G	B	G
The behaviour of pupils is good around the school.	16	9	37	38	21	28	7	9	3	2	0	0
I feel safe at breaktimes and around the school.	37	38	36	34	9	13	2	1	0	0	0	0
I think adults in the school care about me.	23	29	36	40	23	13	1	3	1	1	0	0
Personal Development												
The school teaches me about British values such as democracy, individual liberty and respect.	26	27	37	46	19	11	2	2	0	0	0	0
The school helps me to develop my knowledge of human creativity and achievement.	26	28	42	46	16	9	0	3	0	0	0	0
I am taught to respect people from different backgrounds and treat everyone equally.	60	71	22	12	1	3	1	0	0	0	0	0
The school helps me to develop positive relationships with people in the school.	24	30	40	44	14	10	5	2	1	0	0	0
The school teaches me to know the difference between right and wrong.	48	48	28	34	7	4	0	0	1	0	0	0
I am expected to be resilient and persevere when faced with challenges.	25	35	46	33	13	15	0	2	0	0	0	0
There are opportunities for me to make a positive contribution in my class.	30	30	42	43	11	13	1	0	0	0	0	0
There are opportunities for me to make a positive contribution in the school.	25	27	39	45	18	11	1	3	1	0	0	0
There are opportunities for me to make a positive contribution to the community	10	20	37	36	32	23	4	5	1	2	0	0
The school asks for my views about important things in the school.	30	32	36	34	13	15	5	5	0	0	0	0
There are a variety of activities outside of lessons for pupils to be involved in.	63	58	19	23	2	5	0	0	0	0	0	0
I take part in activities outside lessons.	31	36	28	19	8	8	11	19	5	4	0	0
The school teaches me to understand and deal with a variety of risks in everyday life.	22	23	47	38	12	23	3	2	0	0	0	0
The school encourages and helps me to look after my physical health and take	40	32	34	46	9	6	1	2	0	0	0	0
The school encourages and helps me to eat and drink healthy things.	23	16	27	41	26	19	7	9	1	0	0	0
The school encourages and helps me to look after my emotional and mental health and wellbeing.	22	30	40	34	20	17	2	3	0	1	0	0
The school provides me with information, advice and support about relationships and sexual health.	20	26	30	36	30	21	4	3	0	0	0	0
The school informs me of the dangers from smoking or misusing substances such as alcohol or drugs.	32	23	28	37	22	24	2	1	0	1	0	0
If I have a general problem, I know that there is a teacher or another adult that I can talk to.	41	39	35	33	5	10	1	2	1	2	0	0
The school helps me to prepare for my next steps, in school or beyond.	24	26	16	21	43	35	1	3	0	1	0	0

Year 7: - Gender Differences

Percentage of Respondents by Gender

Performance Criteria

Percentage of Respondents

	Agree		NAND		Disagree		No Resp.	
	B	G	B	G	B	G	B	G
Quality of Education								
I enjoy being at school.	88	85	7	12	5	3	0	0
I am expected to do my best in all lessons.	93	98	7	1	0	1	0	0
Teachers and other adults help me to do my best in all lessons.	86	87	11	9	4	3	0	0
Teachers have good knowledge in the subjects they teach.	95	91	5	8	0	1	0	0
Teachers set challenging work in all lessons.	75	79	19	18	6	4	0	0
Teachers encourage me to participate in lessons and listen to what I have to say.	82	87	15	6	4	7	0	0
I enjoy learning at this school	89	87	6	12	5	1	0	0
I am clear about what I am learning about and why.	77	85	20	12	2	4	0	0
I can see how my learning has a sequence designed to build skills and knowledge.	68	60	30	36	2	3	0	0
I am encouraged to apply my skills and knowledge in new situations.	83	85	14	14	2	1	0	0
I get the chance to go over previous topics and recap learning.	69	76	29	22	2	2	0	0
Teachers regularly tell me how well I am doing.	71	64	19	23	10	13	0	0
Teachers regularly tell me what I need to do to improve	71	63	20	29	8	8	0	0
I am making good progress	76	58	23	41	1	1	0	0
Behaviour and Attitudes								
There are clear expectations and rules about behaviour.	98	100	2	0	0	0	0	0
The behaviour routines are fairly applied by all staff.	85	87	11	12	4	1	0	0
I am not bullied or harassed at school.	82	79	6	13	12	8	0	0
If bullying, harassment and racism occurs, the school is good at dealing with it.	68	69	29	27	4	5	0	0
In lessons I can learn well because other pupils behave sensibly.	64	62	25	26	11	13	0	0
I feel safe in lessons.	93	87	6	13	1	0	0	0

Year 7: - Gender Differences

Percentage of Respondents by Gender - Continued

Performance Criteria

Percentage of Respondents

	Agree		Don't Know		Disagree		No Resp.	
	B	G	B	G	B	G	B	G
The behaviour of pupils is good around the school.	63	55	25	33	12	13	0	0
I feel safe at breaktimes and around the school.	87	84	11	15	2	1	0	0
I think adults in the school care about me.	70	80	27	15	2	5	0	0
Personal Development								
The school teaches me about British values such as democracy, individual liberty and respect.	75	85	23	13	2	2	0	0
The school helps me to develop my knowledge of human creativity and achievement.	81	86	19	10	0	3	0	0
I am taught to respect people from different backgrounds and treat everyone equally.	98	97	1	3	1	0	0	0
The school helps me to develop positive relationships with people in the school.	76	86	17	12	7	2	0	0
The school teaches me to know the difference between right and wrong.	90	95	8	5	1	0	0	0
I am expected to be resilient and persevere when faced with challenges.	85	80	15	18	0	2	0	0
There are opportunities for me to make a positive contribution in my class.	86	85	13	15	1	0	0	0
There are opportunities for me to make a positive contribution in the school.	76	84	21	13	2	3	0	0
There are opportunities for me to make a positive contribution to the community outside school.	56	65	38	27	6	8	0	0
The school asks for my views about important things in the school.	79	77	15	17	6	6	0	0
There are a variety of activities outside of lessons for pupils to be involved in.	98	94	2	6	0	0	0	0
I take part in activities outside lessons.	71	64	10	9	19	27	0	0
The school teaches me to understand and deal with a variety of risks in everyday life.	82	71	14	27	4	2	0	0
The school encourages and helps me to look after my physical health and take regular exercise.	88	91	11	7	1	2	0	0
The school encourages and helps me to eat and drink healthy things.	60	67	31	22	10	11	0	0
The school encourages and helps me to look after my emotional and mental health and wellbeing.	74	75	24	20	2	5	0	0
The school provides me with information, advice and support about relationships and sexual health.	60	72	36	24	5	3	0	0
The school informs me of the dangers from smoking or misusing substances such as alcohol or drugs.	71	70	26	28	2	2	0	0
If I have a general problem, I know that there is a teacher or another adult that I can talk to.	92	84	6	12	2	5	0	0
The school helps me to prepare for my next steps, in school or beyond.	48	55	51	41	1	5	0	0

Year 7: - Gender Differences
Variations in boys and girls responses

Performance Criteria

Percentage of Respondents

	Agree Overall		NAND		Disagree Overall		No Resp.	
	B	G	B	G	B	G	B	G
Quality of Education								
I enjoy being at school.	+3		-4		+1		+0	
I am expected to do my best in all lessons.	-5		+6		-1		+0	
Teachers and other adults help me to do my best in all lessons.	-1		+1		+0		+0	
Teachers have good knowledge in the subjects they teach.	+5		-3		-1		+0	
Teachers set challenging work in all lessons.	-4		+1		+2		+0	
Teachers encourage me to participate in lessons and listen to what I have to say.	-6		+9		-3		+0	
I enjoy learning at this school	+2		-6		+4		+0	
I am clear about what I am learning about and why.	-7		+8		-1		+0	
I can see how my learning has a sequence designed to build skills and knowledge.	+7		-6		-1		+0	
I am encouraged to apply my skills and knowledge in new situations.	-2		+0		+1		+0	
I get the chance to go over previous topics and recap learning.	-7		+6		+0		+0	
Teachers regularly tell me how well I am doing.	+7		-4		-3		+0	
Teachers regularly tell me what I need to do to improve	+8		-9		+0		+0	
I am making good progress	+18		-18		+0		+0	
Behaviour and Attitudes								
There are clear expectations and rules about behaviour.	-2		+2		+0		+0	
The behaviour routines are fairly applied by all staff.	-2		-1		+2		+0	
I am not bullied or harassed at school.	+3		-7		+4		+0	
If bullying, harassment and racism occurs, the school is good at dealing with it.	-1		+2		-1		+0	
In lessons I can learn well because other pupils behave sensibly.	+3		-1		-2		+0	
I feel safe in lessons.	+6		-7		+1		+0	

Notes:

Positive numbers (+) indicate that more boys than girls gave this response
 Negative numbers (-) indicate that more girls than boys gave this response

Key:

Figures in **red** indicate that the difference between boys and girls is greater than 25
 Figures in **green** indicate that the difference between boys and girls is between 15 and 25

Year 7: - Gender Differences
Variations in boys and girls responses - Continued

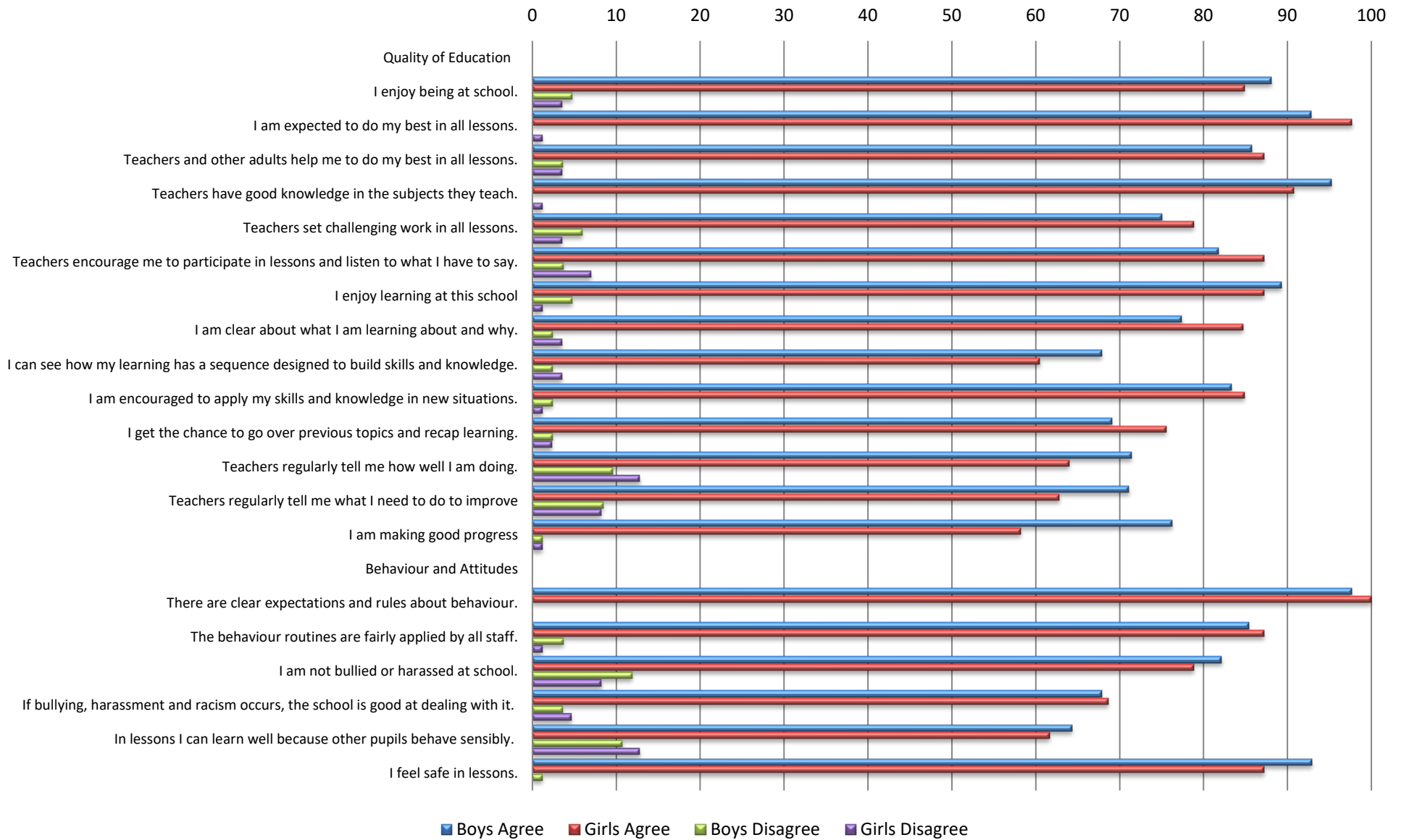
Performance Criteria

Percentage of Respondents

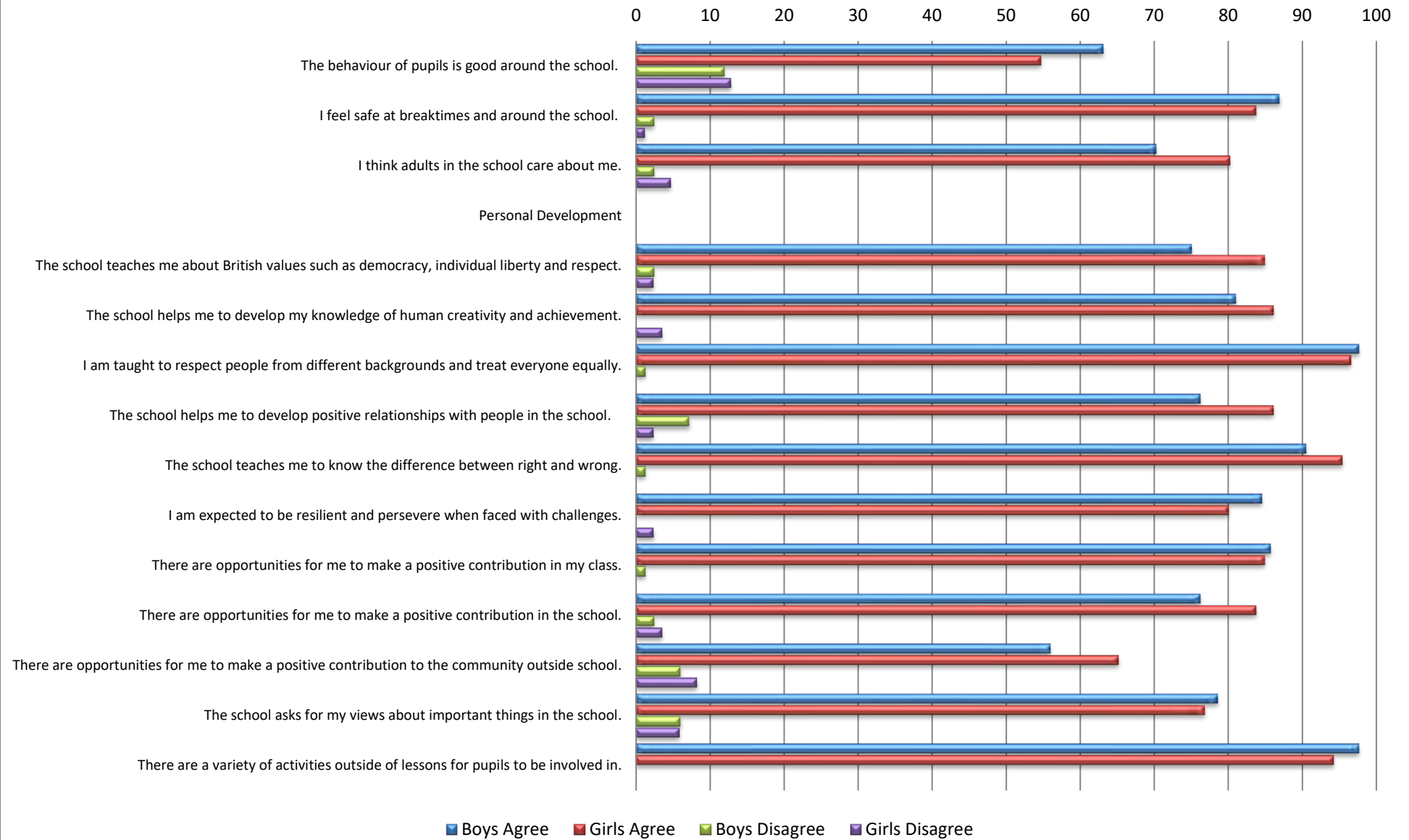
	Agree Overall		Don't Know		Disagree Overall		No Resp.	
	B	G	B	G	B	G	B	G
	The behaviour of pupils is good around the school.	+8		-8		-1		+0
I feel safe at breaktimes and around the school.	+3		-4		+1		+0	
I think adults in the school care about me.	-10		+12		-2		+0	
Personal Development								
The school teaches me about British values such as democracy, individual liberty and respect.	-10		+10		+0		+0	
The school helps me to develop my knowledge of human creativity and achievement.	-5		+9		-3		+0	
I am taught to respect people from different backgrounds and treat everyone equally.	+1		-2		+1		+0	
The school helps me to develop positive relationships with people in the school.	-10		+5		+5		+0	
The school teaches me to know the difference between right and wrong.	-5		+4		+1		+0	
I am expected to be resilient and persevere when faced with challenges.	+5		-2		-2		+0	
There are opportunities for me to make a positive contribution in my class.	+1		-2		+1		+0	
There are opportunities for me to make a positive contribution in the school.	-8		+9		-1		+0	
There are opportunities for me to make a positive contribution to the community outside school.	-9		+11		-2		+0	
The school asks for my views about important things in the school.	+2		-2		+0		+0	
There are a variety of activities outside of lessons for pupils to be involved in.	+3		-3		+0		+0	
I take part in activities outside lessons.	+7		+0		-7		+0	
The school teaches me to understand and deal with a variety of risks in everyday life.	+11		-12		+1		+0	
The school encourages and helps me to look after my physical health and take regular exercise.	-3		+4		-1		+0	
The school encourages and helps me to eat and drink healthy things.	-8		+9		-1		+0	
The school encourages and helps me to look after my emotional and mental health and wellbeing.	-1		+4		-2		+0	
The school provides me with information, advice and support about relationships and sexual health.	-13		+11		+1		+0	
The school informs me of the dangers from smoking or misusing substances such as alcohol or drugs.	+2		-2		+0		+0	
If I have a general problem, I know that there is a teacher or another adult that I can talk to.	+8		-6		-2		+0	
The school helps me to prepare for my next steps, in school or beyond.	-7		+10		-3		+0	

Notes:
 Positive numbers (+) indicate that more boys than girls gave this response
 Negative numbers (-) indicate that more girls than boys gave this response
Key:
 Figures in red indicate that the difference between boys and girls is greater than 25
 Figures in green indicate that the difference between boys and girls is between 15 and 25

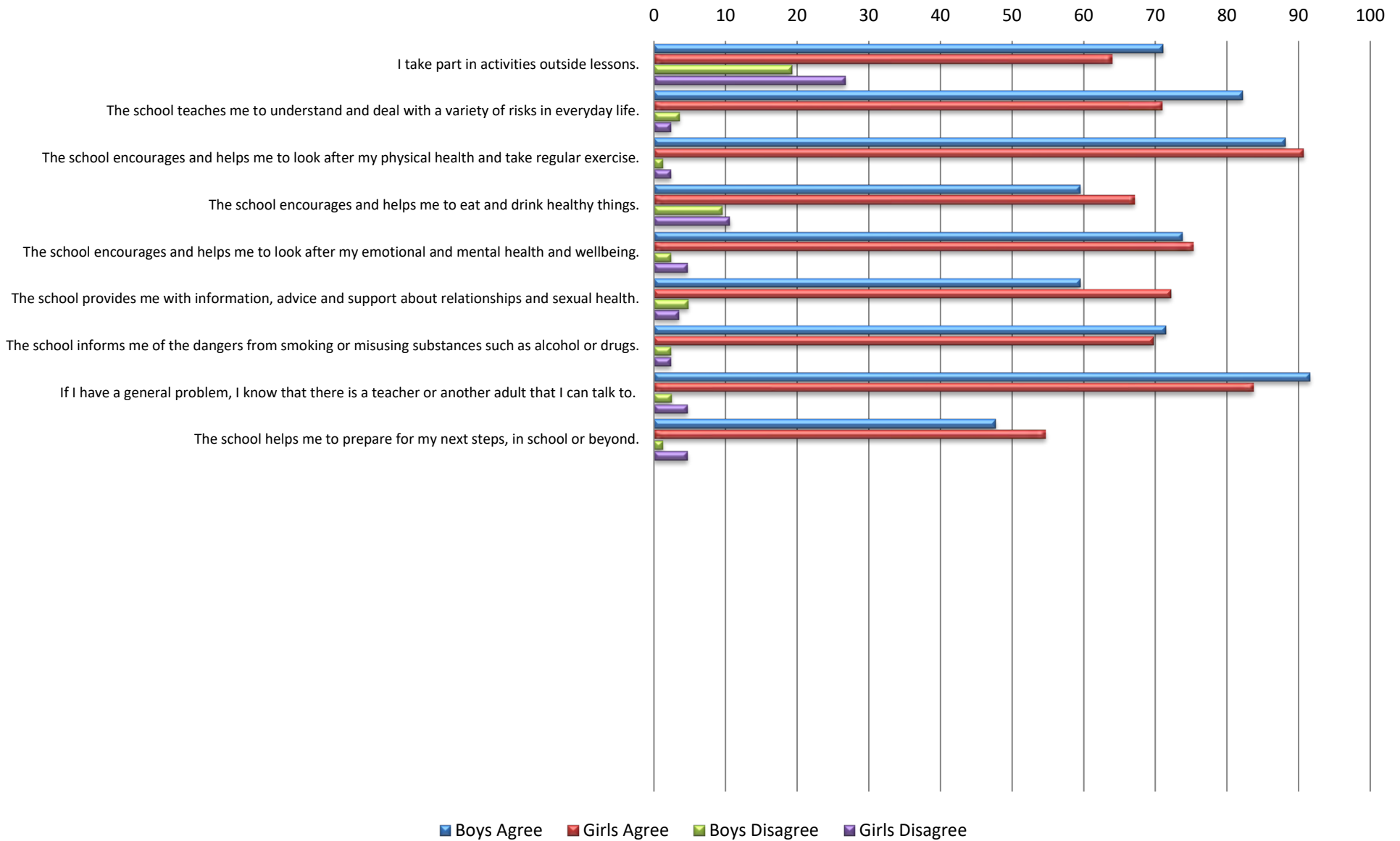
Year 7 - Gender Differences



Year 7 - Gender Differences



Year 7 - Gender Differences



FOR SCHOOLS - PUPIL VOICE

Pupil Attitudinal Survey - Summary Report

School: **Goldington Academy**

Date of Report: **26/10/2021**

Cohort: **Year 8**

Number of respondents: **157**

Percentage of Respondents Performance Criteria

	Percentage of Respondents						Overall Strength	Overall Weakness
	SA	A	NAND	D	SD	NR		
Quality of Education								
I enjoy being at school.	11	61	19	7	2	0	72	9
I am expected to do my best in all lessons.	43	48	10	0	0	0	90	0
Teachers and other adults help me to do my best in all lessons.	18	59	14	8	0	0	78	8
Teachers have good knowledge in the subjects they teach.	45	45	10	0	0	0	90	0
Teachers set challenging work in all lessons.	12	54	20	14	1	0	65	15
Teachers encourage me to participate in lessons and listen to what I have to say.	26	54	14	5	0	0	81	5
I enjoy learning at this school	17	54	23	5	1	0	71	6
I am clear about what I am learning about and why.	13	64	16	7	0	0	77	7
I can see how my learning has a sequence designed to build skills and knowledge.	14	50	30	6	0	0	65	6
I am encouraged to apply my skills and knowledge in new situations.	22	61	13	4	0	0	83	4
I get the chance to go over previous topics and recap learning.	17	50	22	11	0	0	68	11
Teachers regularly tell me how well I am doing.	12	48	20	17	3	0	60	20
Teachers regularly tell me what I need to do to improve	19	52	19	10	0	0	71	10
I am making good progress	23	44	27	5	1	0	67	6
Behaviour and Attitudes								
There are clear expectations and rules about behaviour.	62	34	3	1	1	0	96	2
The behaviour routines are fairly applied by all staff.	19	51	17	11	2	0	70	13
I am not bullied or harassed at school.	48	33	8	6	4	0	81	11
If bullying, harassment and racism occurs, the school is good at dealing with it.	24	44	21	10	2	0	67	12
In lessons I can learn well because other pupils behave sensibly.	3	32	31	27	7	0	35	34
I feel safe in lessons.	38	50	10	2	0	0	88	2

Key: SA=Strongly Agree, A=Agree, NAND = Neither Agree nor Disagree, D=Disagree, SD=Strongly Disagree, NR=No Response or unclear response

Notes: **Dark Blue:** Overall Strength = Greater than 85%, **Light Blue:** Overall Strength = 70% - 85%, **Red:** Overall Weakness = Greater than 50%, **Green:** Overall Weakness = 40% - 50%

Year 8:

Number of Respondents

Performance Criteria

(Figures in red are the modal response)

Number of Respondents

	SA	A	NAND	D	SD	NR	Strength	Weakness
Quality of Education								
I enjoy being at school.	17	96	30	11	3	0	113	14
I am expected to do my best in all lessons.	67	75	15	0	0	0	142	0
Teachers and other adults help me to do my best in all lessons.	29	93	22	13	0	0	122	13
Teachers have good knowledge in the subjects they teach.	71	71	15	0	0	0	142	0
Teachers set challenging work in all lessons.	18	84	31	22	1	0	102	23
Teachers encourage me to participate in lessons and listen to what I have to say.	41	84	22	8	0	0	125	8
I enjoy learning at this school	26	84	36	7	2	0	110	9
I am clear about what I am learning about and why.	21	100	25	11	0	0	121	11
I can see how my learning has a sequence designed to build skills and knowledge.	22	78	46	9	0	0	100	9
I am encouraged to apply my skills and knowledge in new situations.	35	95	21	6	0	0	130	6
I get the chance to go over previous topics and recap learning.	27	79	34	17	0	0	106	17
Teachers regularly tell me how well I am doing.	19	75	31	26	5	0	94	31
Teachers regularly tell me what I need to do to improve	30	81	30	15	0	0	111	15
I am making good progress	36	69	42	8	2	0	105	10
Behaviour and Attitudes								
There are clear expectations and rules about behaviour.	97	53	4	2	1	0	150	3
The behaviour routines are fairly applied by all staff.	30	80	27	17	3	0	110	20
I am not bullied or harassed at school.	75	52	13	10	7	0	127	17
If bullying, harassment and racism occurs, the school is good at dealing with it.	37	68	33	15	3	0	105	18
In lessons I can learn well because other pupils behave sensibly.	4	50	49	42	11	0	54	53
I feel safe in lessons.	59	79	16	3	0	0	138	3

Key: SA=Strongly Agree, A=Agree, NAND = Neither Agree nor Disagree, D=Disagree, SD=Strongly Disagree, NR=No Response or unclear response

Year 8:

Number of Respondents - Continued

Performance Criteria

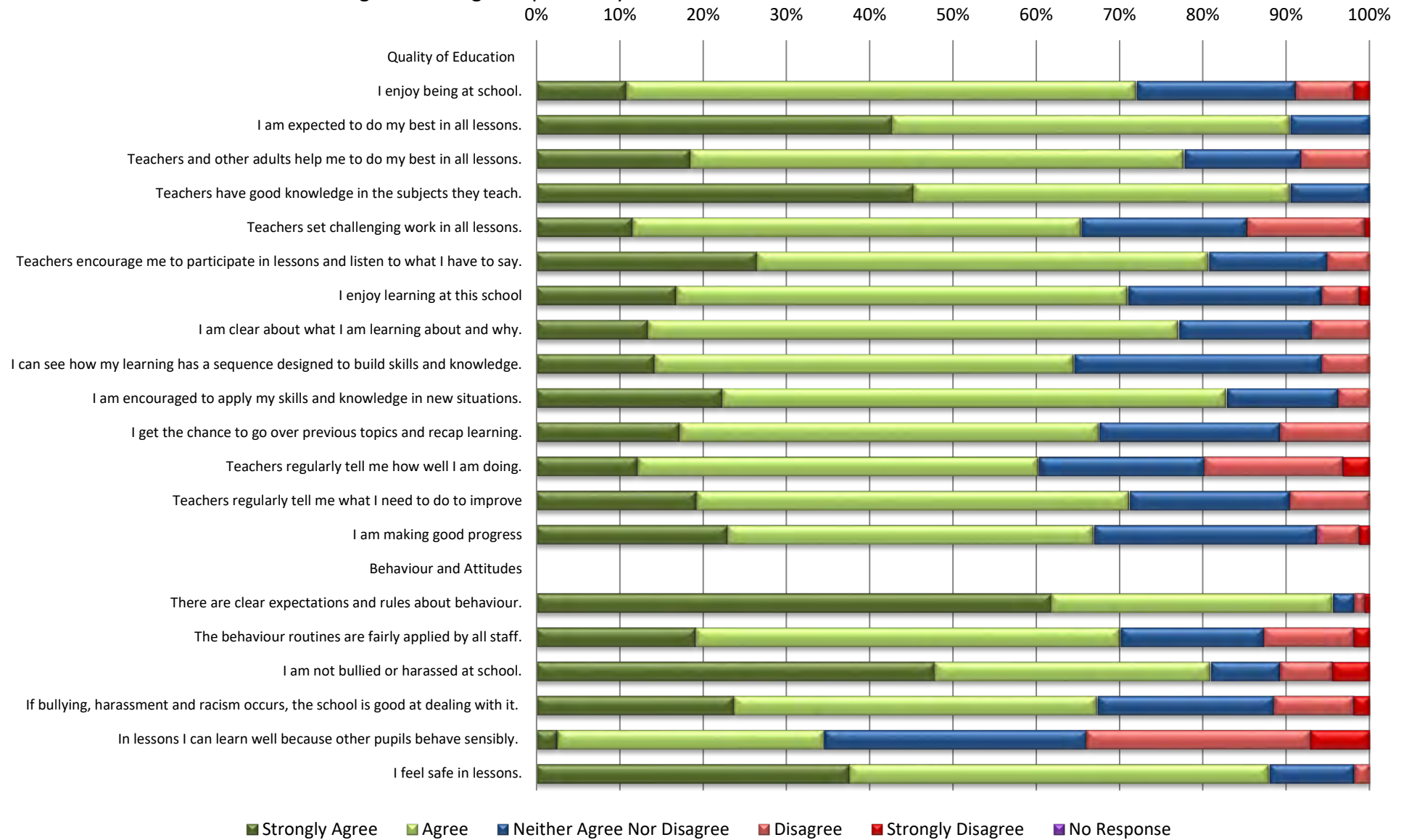
(Figures in red are the modal response)

Number of Respondents

	SA	A	NAND	D	SD	NR	Overall Strength	Overall Weakness
The behaviour of pupils is good around the school.	2	58	51	40	5	0	60	45
I feel safe at breaktimes and around the school.	61	81	12	3	0	0	142	3
I think adults in the school care about me.	22	66	54	9	6	0	88	15
Personal Development								
The school teaches me about British values such as democracy, individual liberty and respect.	33	88	27	7	1	0	121	8
The school helps me to develop my knowledge of human creativity and achievement.	28	103	22	3	1	0	131	4
I am taught to respect people from different backgrounds and treat everyone equally.	105	47	2	2	0	0	152	2
The school helps me to develop positive relationships with people in the school.	37	86	23	10	1	0	123	11
The school teaches me to know the difference between right and wrong.	71	74	9	3	0	0	145	3
I am expected to be resilient and persevere when faced with challenges.	46	84	21	3	2	0	130	5
There are opportunities for me to make a positive contribution in my class.	46	84	22	5	0	0	130	5
There are opportunities for me to make a positive contribution in the school.	39	81	25	11	1	0	120	12
There are opportunities for me to make a positive contribution to the community outside school.	22	59	55	16	5	0	81	21
The school asks for my views about important things in the school.	29	56	44	22	5	0	85	27
There are a variety of activities outside of lessons for pupils to be involved in.	87	60	6	4	0	0	147	4
I take part in activities outside lessons.	52	60	16	19	10	0	112	29
The school teaches me to understand and deal with a variety of risks in everyday life.	39	91	17	8	1	0	130	9
The school encourages and helps me to look after my physical health and take regular exercise.	39	97	17	4	0	0	136	4
The school encourages and helps me to eat and drink healthy things.	23	73	36	21	2	0	96	23
The school encourages and helps me to look after my emotional and mental health and wellbeing.	27	83	30	8	6	0	110	14
The school provides me with information, advice and support about relationships and sexual health.	42	85	21	6	1	0	127	7
The school informs me of the dangers from smoking or misusing substances such as alcohol or drugs.	90	66	0	0	0	0	156	0
If I have a general problem, I know that there is a teacher or another adult that I can talk to.	49	71	20	11	5	0	120	16
The school helps me to prepare for my next steps, in school or beyond.	53	69	27	7	1	0	122	8
Key: SA=Strongly Agree, A=Agree, NAND = Neither Agree nor Disagree, D=Disagree, SD=Strongly Disagree, NR=No Response or unclear response								

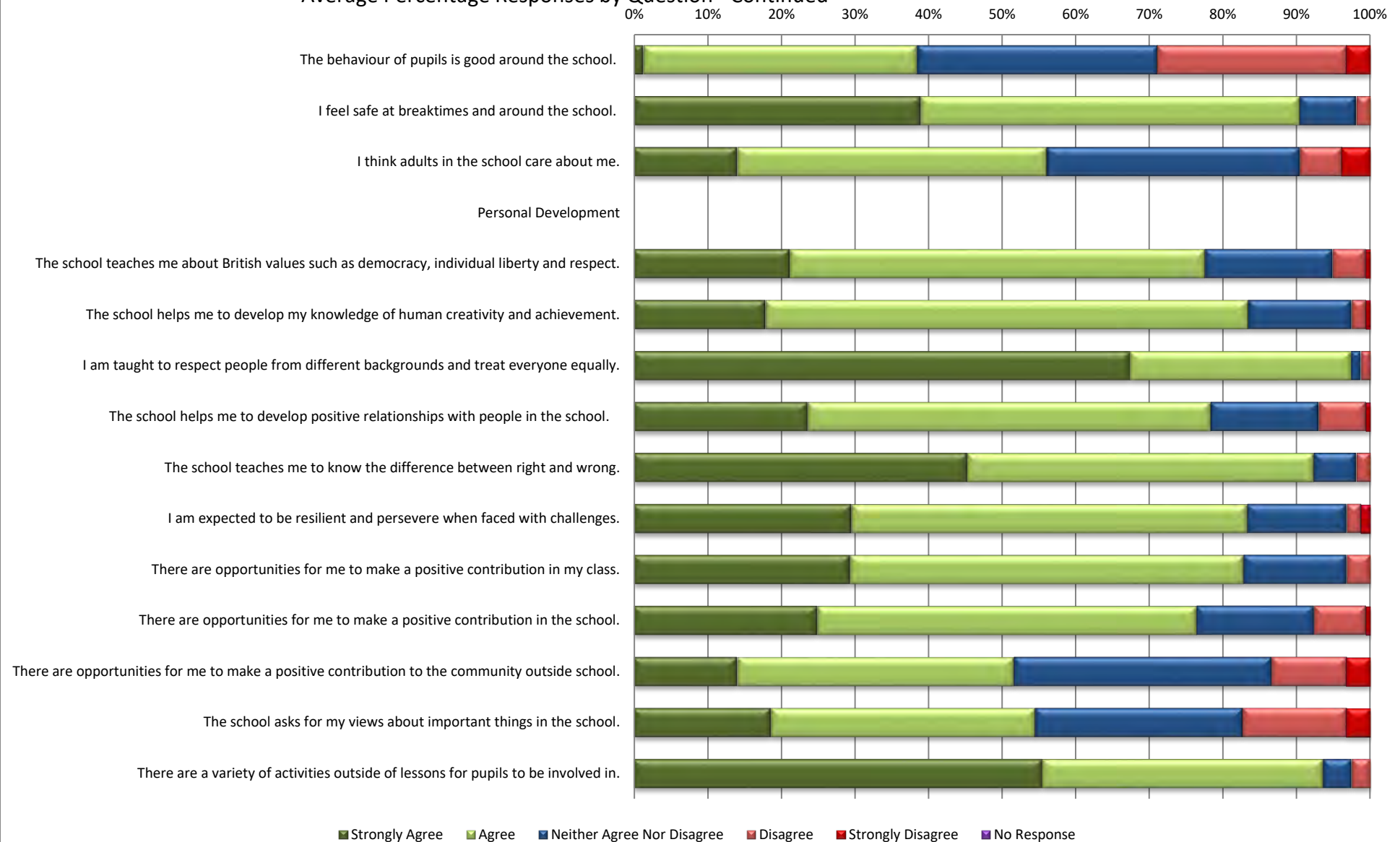
Year 8 -

Average Percentage Responses by Question

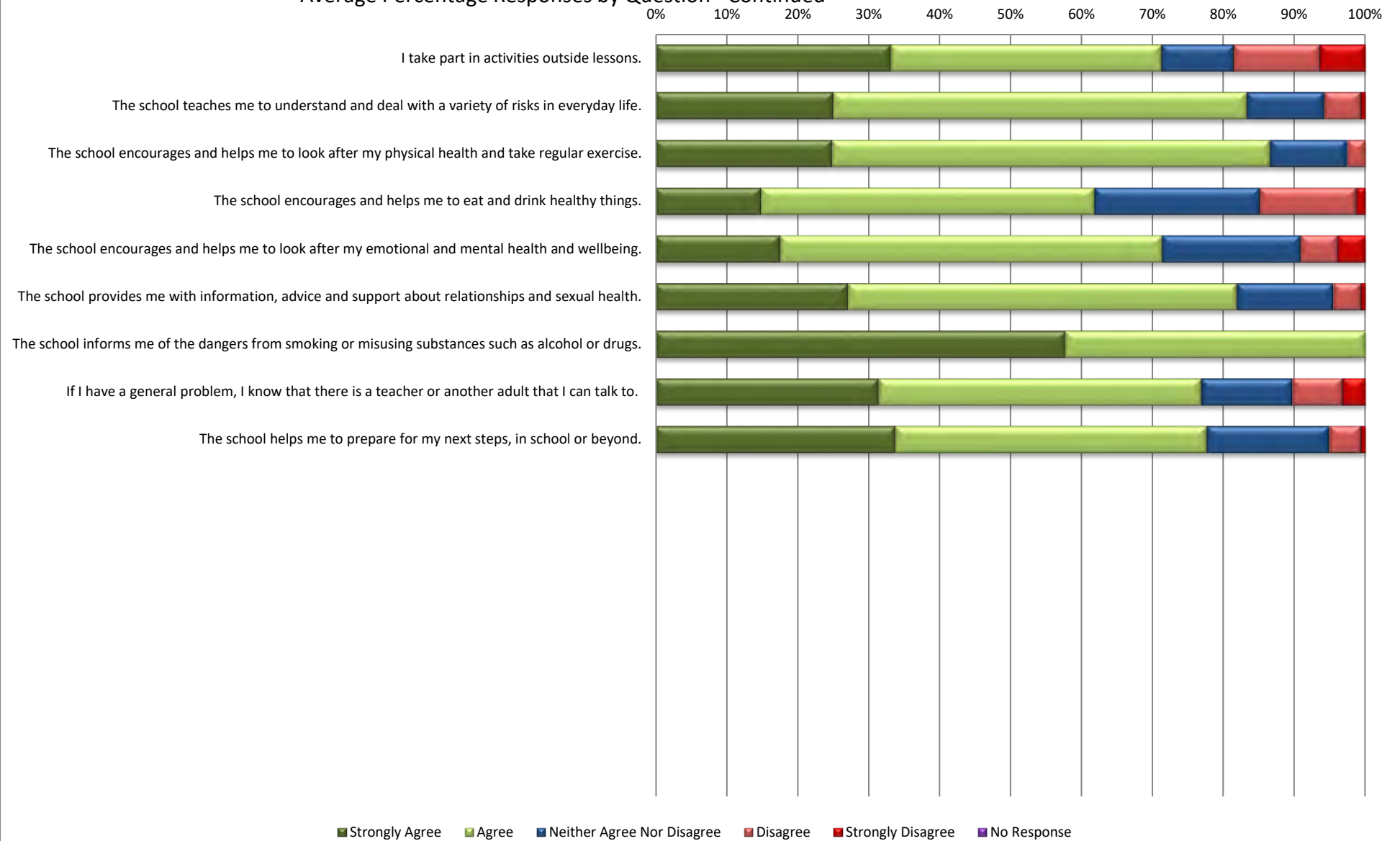


Year 8 -

Average Percentage Responses by Question - Continued



Year 8 - Average Percentage Responses by Question - Continued



FOR SCHOOLS - PUPIL VOICE

Pupil Attitudinal Survey - Summary Report

School: **Goldington Academy**

Date of Report: **26/10/2021**

Cohort: **Year 8**

Number of respondents: **157**

Percentage of Respondents by Gender Performance Criteria

	Percentage of Respondents											
	St Agree		Agree		NAND		Disagree		St Disagree		No Resp.	
	B	G	B	G	B	G	B	G	B	G	B	G
Quality of Education												
I enjoy being at school.	7	16	66	53	18	21	6	8	2	2	0	0
I am expected to do my best in all lessons.	37	52	56	35	7	13	0	0	0	0	0	0
Teachers and other adults help me to do my best in all lessons.	20	16	59	60	13	16	8	8	0	0	0	0
Teachers have good knowledge in the subjects they teach.	46	44	47	42	6	15	0	0	0	0	0	0
Teachers set challenging work in all lessons.	15	6	53	55	15	27	16	11	1	0	0	0
Teachers encourage me to participate in lessons and listen to what I have to say.	22	33	61	44	11	20	6	3	0	0	0	0
I enjoy learning at this school	14	21	54	55	26	19	4	5	2	0	0	0
I am clear about what I am learning about and why.	14	13	69	55	12	23	5	10	0	0	0	0
I can see how my learning has a sequence designed to build skills and knowledge.	12	18	56	42	25	37	8	3	0	0	0	0
I am encouraged to apply my skills and knowledge in new situations.	19	27	64	55	12	16	5	2	0	0	0	0
I get the chance to go over previous topics and recap learning.	17	18	54	45	16	31	14	6	0	0	0	0
Teachers regularly tell me how well I am doing.	11	15	49	46	21	18	15	20	4	2	0	0
Teachers regularly tell me what I need to do to improve	18	21	53	50	15	26	14	3	0	0	0	0
Behaviour and Attitudes												
I am making good progress	24	21	47	39	22	34	4	6	2	0	0	0
There are clear expectations and rules about behaviour.	66	55	32	37	1	5	1	2	0	2	0	0
The behaviour routines are fairly applied by all staff.	20	18	54	47	12	26	13	8	2	2	0	0
I am not bullied or harassed at school.	56	35	29	39	7	10	3	11	4	5	0	0
If bullying, harassment and racism occurs, the school is good at dealing with it.	27	19	45	42	20	23	6	15	2	2	0	0
In lessons I can learn well because other pupils behave sensibly.	3	2	31	34	34	27	28	26	4	11	0	0
I feel safe in lessons.	36	40	54	45	8	13	2	2	0	0	0	0

Year 8: - Gender Differences
Percentage of Respondents by Gender - Continued

Performance Criteria

Percentage of Respondents

	St Agree		Agree		NAND		Disagree		St Disagree		No Resp.	
	B	G	B	G	B	G	B	G	B	G	B	G
The behaviour of pupils is good around the school.	2	0	38	35	33	32	26	26	1	6	0	0
I feel safe at breaktimes and around the school.	39	39	56	45	5	11	0	5	0	0	0	0
I think adults in the school care about me.	16	11	46	35	32	39	3	10	3	5	0	0
Personal Development												
The school teaches me about British values such as democracy, individual liberty and respect.	20	23	57	55	17	18	4	5	1	0	0	0
The school helps me to develop my knowledge of human creativity and achievement.	19	16	63	69	14	15	3	0	1	0	0	0
I am taught to respect people from different backgrounds and treat everyone equally.	63	74	36	21	0	3	1	2	0	0	0	0
The school helps me to develop positive relationships with people in the school.	22	26	58	50	13	18	6	6	1	0	0	0
The school teaches me to know the difference between right and wrong.	44	47	49	44	5	6	1	3	0	0	0	0
I am expected to be resilient and persevere when faced with challenges.	32	26	55	52	12	16	2	2	0	3	0	0
There are opportunities for me to make a positive contribution in my class.	26	34	60	44	13	16	1	6	0	0	0	0
There are opportunities for me to make a positive contribution in the school.	27	21	48	56	15	18	8	5	1	0	0	0
There are opportunities for me to make a positive contribution to the community	15	13	34	44	35	35	13	6	4	2	0	0
The school asks for my views about important things in the school.	19	18	37	34	25	33	16	11	3	3	0	0
There are a variety of activities outside of lessons for pupils to be involved in.	55	56	39	37	5	2	1	5	0	0	0	0
I take part in activities outside lessons.	34	32	42	32	9	11	7	19	7	5	0	0
The school teaches me to understand and deal with a variety of risks in everyday life.	27	21	55	64	13	8	5	5	0	2	0	0
The school encourages and helps me to look after my physical health and take	25	24	62	61	8	15	4	0	0	0	0	0
The school encourages and helps me to eat and drink healthy things.	12	20	53	38	20	28	13	15	2	0	0	0
The school encourages and helps me to look after my emotional and mental health	15	22	61	43	16	25	4	7	4	3	0	0
The school provides me with information, advice and support about relationships and	27	27	57	52	12	17	3	5	1	0	0	0
The school informs me of the dangers from smoking or misusing substances such as	59	56	41	44	0	0	0	0	0	0	0	0
If I have a general problem, I know that there is a teacher or another adult that I	32	31	47	44	10	18	9	5	3	3	0	0
The school helps me to prepare for my next steps, in school or beyond.	34	34	47	39	14	23	4	5	1	0	0	0

Year 8: - Gender Differences
Number of Respondents by Gender
Performance Criteria

	Number of Respondents												
	St Agree		Agree		NAND		Disagree		St Disagree		No Resp.		
	B	G	B	G	B	G	B	G	B	G	B	G	
Quality of Education													
I enjoy being at school.	7	10	63	33	17	13	6	5	2	1	0	0	
I am expected to do my best in all lessons.	35	32	53	22	7	8	0	0	0	0	0	0	
Teachers and other adults help me to do my best in all lessons.	19	10	56	37	12	10	8	5	0	0	0	0	
Teachers have good knowledge in the subjects they teach.	44	27	45	26	6	9	0	0	0	0	0	0	
Teachers set challenging work in all lessons.	14	4	50	34	14	17	15	7	1	0	0	0	
Teachers encourage me to participate in lessons and listen to what I have to say.	21	20	57	27	10	12	6	2	0	0	0	0	
I enjoy learning at this school	13	13	50	34	24	12	4	3	2	0	0	0	
I am clear about what I am learning about and why.	13	8	66	34	11	14	5	6	0	0	0	0	
I can see how my learning has a sequence designed to build skills and knowledge.	11	11	52	26	23	23	7	2	0	0	0	0	
I am encouraged to apply my skills and knowledge in new situations.	18	17	61	34	11	10	5	1	0	0	0	0	
I get the chance to go over previous topics and recap learning.	16	11	51	28	15	19	13	4	0	0	0	0	
Teachers regularly tell me how well I am doing.	10	9	47	28	20	11	14	12	4	1	0	0	
Teachers regularly tell me what I need to do to improve	17	13	50	31	14	16	13	2	0	0	0	0	
I am making good progress	23	13	45	24	21	21	4	4	2	0	0	0	
Behaviour and Attitudes													
There are clear expectations and rules about behaviour.	63	34	30	23	1	3	1	1	0	1	0	0	
The behaviour routines are fairly applied by all staff.	19	11	51	29	11	16	12	5	2	1	0	0	
I am not bullied or harassed at school.	53	22	28	24	7	6	3	7	4	3	0	0	
If bullying, harassment and racism occurs, the school is good at dealing with it.	25	12	42	26	19	14	6	9	2	1	0	0	
In lessons I can learn well because other pupils behave sensibly.	3	1	29	21	32	17	26	16	4	7	0	0	
I feel safe in lessons.	34	25	51	28	8	8	2	1	0	0	0	0	

Year 8: - Gender Differences

Number of Respondents by Gender - Continued

Performance Criteria	Number of Respondents											
	St Agree		Agree		NAND		Disagree		St Disagree		No Resp.	
	B	G	B	G	B	G	B	G	B	G	B	G
The behaviour of pupils is good around the school.	2	0	36	22	31	20	24	16	1	4	0	0
I feel safe at breaktimes and around the school.	37	24	53	28	5	7	0	3	0	0	0	0
I think adults in the school care about me.	15	7	44	22	30	24	3	6	3	3	0	0
Personal Development												
The school teaches me about British values such as democracy, individual liberty and respect.	19	14	54	34	16	11	4	3	1	0	0	0
The school helps me to develop my knowledge of human creativity and achievement.	18	10	60	43	13	9	3	0	1	0	0	0
I am taught to respect people from different backgrounds and treat everyone equally.	60	45	34	13	0	2	1	1	0	0	0	0
The school helps me to develop positive relationships with people in the school.	21	16	55	31	12	11	6	4	1	0	0	0
The school teaches me to know the difference between right and wrong.	42	29	47	27	5	4	1	2	0	0	0	0
I am expected to be resilient and persevere when faced with challenges.	30	16	52	32	11	10	2	1	0	2	0	0
There are opportunities for me to make a positive contribution in my class.	25	21	57	27	12	10	1	4	0	0	0	0
There are opportunities for me to make a positive contribution in the school.	26	13	46	35	14	11	8	3	1	0	0	0
There are opportunities for me to make a positive contribution to the community	14	8	32	27	33	22	12	4	4	1	0	0
The school asks for my views about important things in the school.	18	11	35	21	24	20	15	7	3	2	0	0
There are a variety of activities outside of lessons for pupils to be involved in.	52	35	37	23	5	1	1	3	0	0	0	0
I take part in activities outside lessons.	32	20	40	20	9	7	7	12	7	3	0	0
The school teaches me to understand and deal with a variety of risks in everyday life.	26	13	52	39	12	5	5	3	0	1	0	0
The school encourages and helps me to look after my physical health and take	24	15	59	38	8	9	4	0	0	0	0	0
The school encourages and helps me to eat and drink healthy things.	11	12	50	23	19	17	12	9	2	0	0	0
The school encourages and helps me to look after my emotional and mental health and wellbeing.	14	13	57	26	15	15	4	4	4	2	0	0
The school provides me with information, advice and support about relationships and sexual health.	26	16	54	31	11	10	3	3	1	0	0	0
The school informs me of the dangers from smoking or misusing substances such as alcohol or drugs.	55	35	39	27	0	0	0	0	0	0	0	0
If I have a general problem, I know that there is a teacher or another adult that I can talk to.	30	19	44	27	9	11	8	3	3	2	0	0
The school helps me to prepare for my next steps, in school or beyond.	32	21	45	24	13	14	4	3	1	0	0	0

Year 8: - Gender Differences

Percentage of Respondents by Gender

Performance Criteria

Percentage of Respondents

	Agree		NAND		Disagree		No Resp.	
	B	G	B	G	B	G	B	G
Quality of Education								
I enjoy being at school.	74	69	18	21	8	10	0	0
I am expected to do my best in all lessons.	93	87	7	13	0	0	0	0
Teachers and other adults help me to do my best in all lessons.	79	76	13	16	8	8	0	0
Teachers have good knowledge in the subjects they teach.	94	85	6	15	0	0	0	0
Teachers set challenging work in all lessons.	68	61	15	27	17	11	0	0
Teachers encourage me to participate in lessons and listen to what I have to say.	83	77	11	20	6	3	0	0
I enjoy learning at this school	68	76	26	19	6	5	0	0
I am clear about what I am learning about and why.	83	68	12	23	5	10	0	0
I can see how my learning has a sequence designed to build skills and knowledge.	68	60	25	37	8	3	0	0
I am encouraged to apply my skills and knowledge in new situations.	83	82	12	16	5	2	0	0
I get the chance to go over previous topics and recap learning.	71	63	16	31	14	6	0	0
Teachers regularly tell me how well I am doing.	60	61	21	18	19	21	0	0
Teachers regularly tell me what I need to do to improve	71	71	15	26	14	3	0	0
I am making good progress	72	60	22	34	6	6	0	0
Behaviour and Attitudes								
There are clear expectations and rules about behaviour.	98	92	1	5	1	3	0	0
The behaviour routines are fairly applied by all staff.	74	65	12	26	15	10	0	0
I am not bullied or harassed at school.	85	74	7	10	7	16	0	0
If bullying, harassment and racism occurs, the school is good at dealing with it.	71	61	20	23	9	16	0	0
In lessons I can learn well because other pupils behave sensibly.	34	35	34	27	32	37	0	0
I feel safe in lessons.	89	85	8	13	2	2	0	0

Year 8: - Gender Differences

Percentage of Respondents by Gender - Continued

Performance Criteria

Percentage of Respondents

	Agree		Don't Know		Disagree		No Resp.	
	B	G	B	G	B	G	B	G
The behaviour of pupils is good around the school.	40	35	33	32	27	32	0	0
I feel safe at breaktimes and around the school.	95	84	5	11	0	5	0	0
I think adults in the school care about me.	62	47	32	39	6	15	0	0
Personal Development								
The school teaches me about British values such as democracy, individual liberty and respect.	78	77	17	18	5	5	0	0
The school helps me to develop my knowledge of human creativity and achievement.	82	85	14	15	4	0	0	0
I am taught to respect people from different backgrounds and treat everyone equally.	99	95	0	3	1	2	0	0
The school helps me to develop positive relationships with people in the school.	80	76	13	18	7	6	0	0
The school teaches me to know the difference between right and wrong.	94	90	5	6	1	3	0	0
I am expected to be resilient and persevere when faced with challenges.	86	79	12	16	2	5	0	0
There are opportunities for me to make a positive contribution in my class.	86	77	13	16	1	6	0	0
There are opportunities for me to make a positive contribution in the school.	76	77	15	18	9	5	0	0
There are opportunities for me to make a positive contribution to the community outside school.	48	56	35	35	17	8	0	0
The school asks for my views about important things in the school.	56	52	25	33	19	15	0	0
There are a variety of activities outside of lessons for pupils to be involved in.	94	94	5	2	1	5	0	0
I take part in activities outside lessons.	76	65	9	11	15	24	0	0
The school teaches me to understand and deal with a variety of risks in everyday life.	82	85	13	8	5	7	0	0
The school encourages and helps me to look after my physical health and take regular exercise.	87	85	8	15	4	0	0	0
The school encourages and helps me to eat and drink healthy things.	65	57	20	28	15	15	0	0
The school encourages and helps me to look after my emotional and mental health and wellbeing.	76	65	16	25	9	10	0	0
The school provides me with information, advice and support about relationships and sexual health.	84	78	12	17	4	5	0	0
The school informs me of the dangers from smoking or misusing substances such as alcohol or drugs.	100	100	0	0	0	0	0	0
If I have a general problem, I know that there is a teacher or another adult that I can talk to.	79	74	10	18	12	8	0	0
The school helps me to prepare for my next steps, in school or beyond.	81	73	14	23	5	5	0	0

Year 8: - Gender Differences
Variations in boys and girls responses

Performance Criteria

Percentage of Respondents

	Agree Overall		NAND		Disagree Overall		No Resp.	
	B	G	B	G	B	G	B	G
Quality of Education								
I enjoy being at school.	+4		-3		-1		+0	
I am expected to do my best in all lessons.	+6		-6		+0		+0	
Teachers and other adults help me to do my best in all lessons.	+3		-3		+0		+0	
Teachers have good knowledge in the subjects they teach.	+8		-8		+0		+0	
Teachers set challenging work in all lessons.	+7		-13		+6		+0	
Teachers encourage me to participate in lessons and listen to what I have to say.	+6		-9		+3		+0	
I enjoy learning at this school	-8		+6		+2		+0	
I am clear about what I am learning about and why.	+15		-11		-4		+0	
I can see how my learning has a sequence designed to build skills and knowledge.	+8		-12		+4		+0	
I am encouraged to apply my skills and knowledge in new situations.	+1		-5		+4		+0	
I get the chance to go over previous topics and recap learning.	+8		-15		+7		+0	
Teachers regularly tell me how well I am doing.	-1		+3		-2		+0	
Teachers regularly tell me what I need to do to improve	+0		-11		+11		+0	
I am making good progress	+12		-12		-0		+0	
Behaviour and Attitudes								
There are clear expectations and rules about behaviour.	+6		-4		-2		+0	
The behaviour routines are fairly applied by all staff.	+9		-14		+5		+0	
I am not bullied or harassed at school.	+11		-2		-9		+0	
If bullying, harassment and racism occurs, the school is good at dealing with it.	+10		-2		-8		+0	
In lessons I can learn well because other pupils behave sensibly.	-1		+7		-5		+0	
I feel safe in lessons.	+4		-4		+0		+0	

Notes:

Positive numbers (+) indicate that more boys than girls gave this response
 Negative numbers (-) indicate that more girls than boys gave this response

Key:

Figures in **red** indicate that the difference between boys and girls is greater than 25
 Figures in **green** indicate that the difference between boys and girls is between 15 and 25

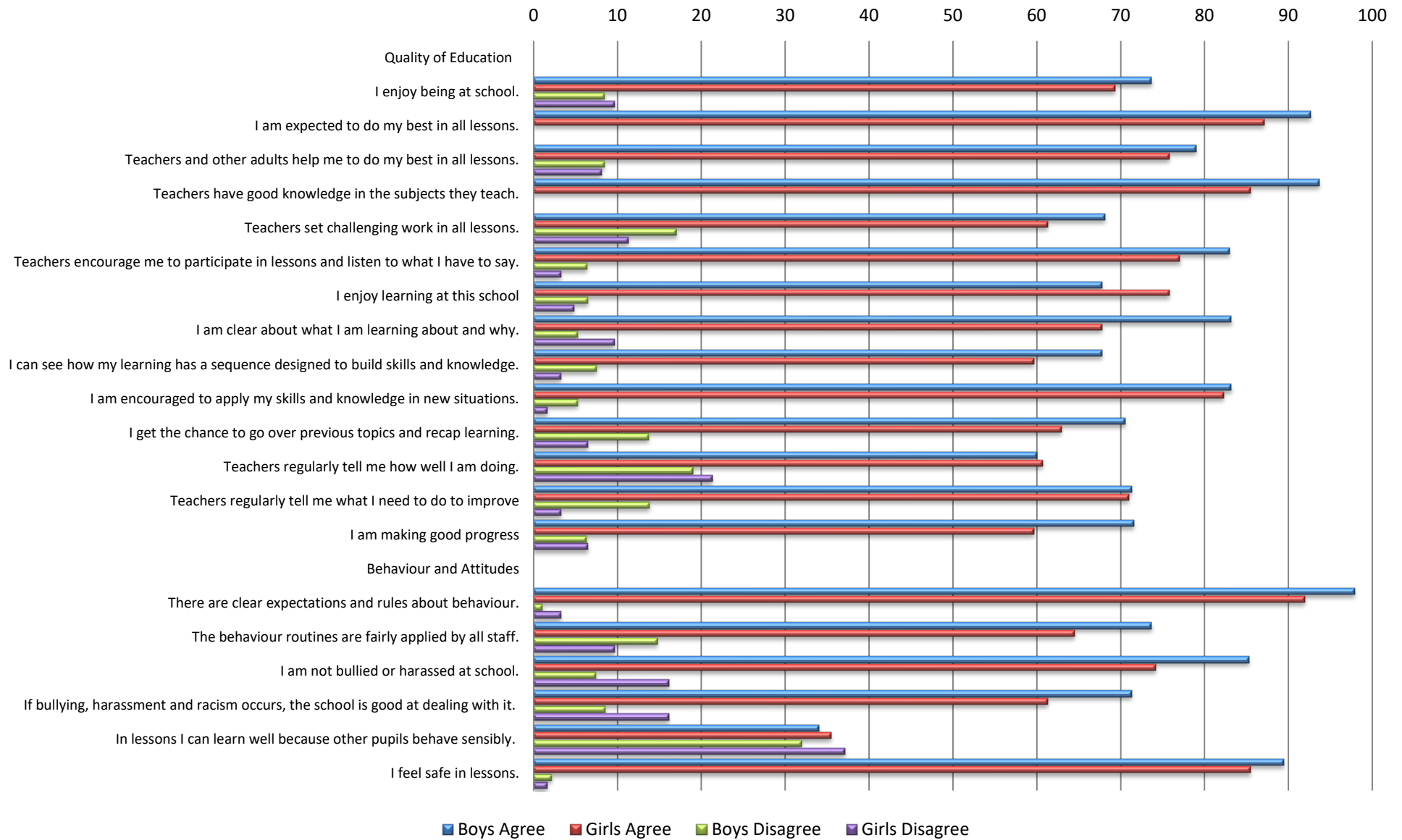
Year 8: - Gender Differences
Variations in boys and girls responses - Continued

Performance Criteria

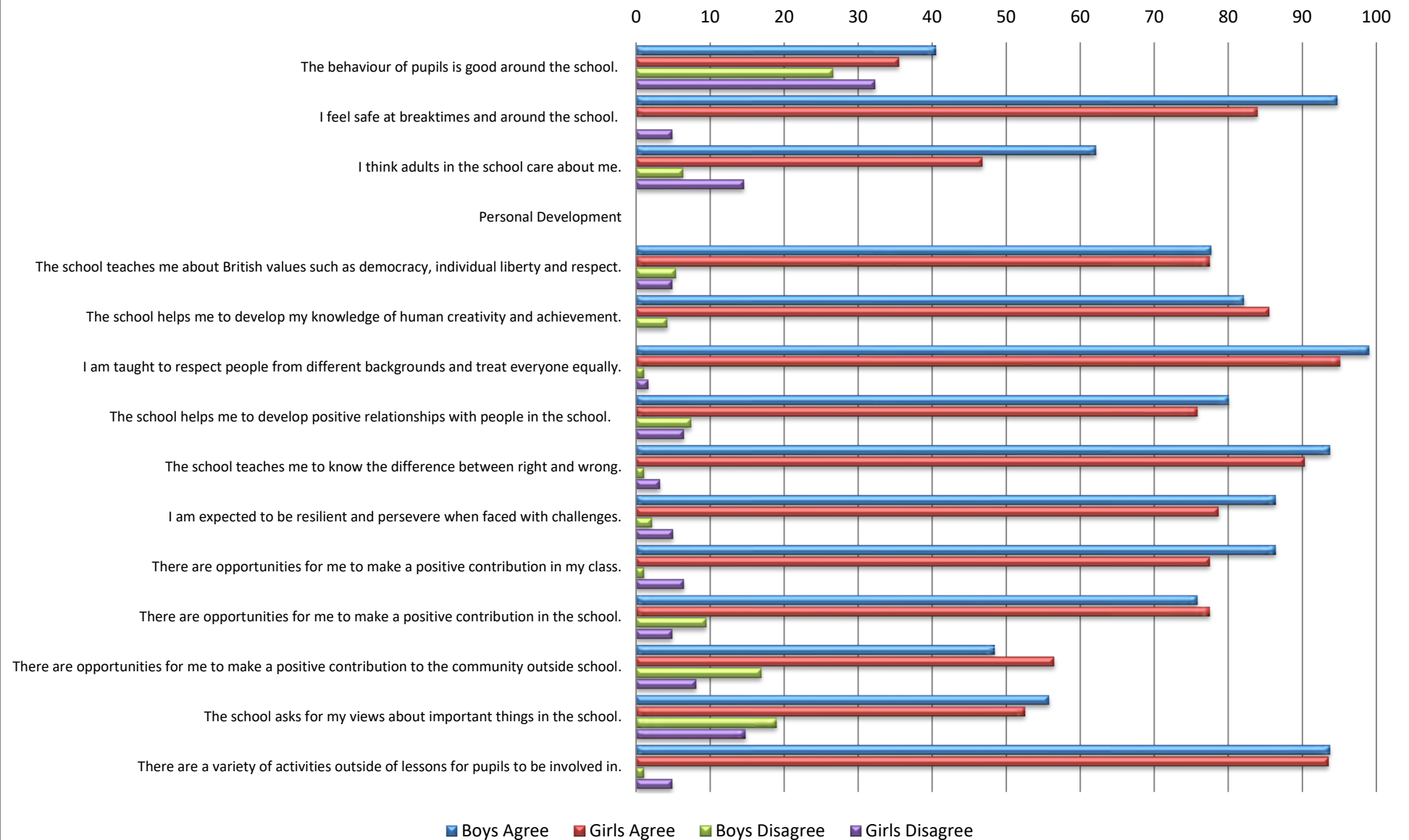
	Percentage of Respondents							
	Agree Overall		Don't Know		Disagree Overall		No Resp.	
	B	G	B	G	B	G	B	G
The behaviour of pupils is good around the school.	+5		+1		-6		+0	
I feel safe at breaktimes and around the school.	+11		-6		-5		+0	
I think adults in the school care about me.	+15		-7		-8		+0	
Personal Development								
The school teaches me about British values such as democracy, individual liberty and respect.	+0		-1		+0		+0	
The school helps me to develop my knowledge of human creativity and achievement.	-3		-1		+4		+0	
I am taught to respect people from different backgrounds and treat everyone equally.	+4		-3		-1		+0	
The school helps me to develop positive relationships with people in the school.	+4		-5		+1		+0	
The school teaches me to know the difference between right and wrong.	+3		-1		-2		+0	
I am expected to be resilient and persevere when faced with challenges.	+8		-5		-3		+0	
There are opportunities for me to make a positive contribution in my class.	+9		-3		-5		+0	
There are opportunities for me to make a positive contribution in the school.	-2		-3		+5		+0	
There are opportunities for me to make a positive contribution to the community outside school.	-8		-1		+9		+0	
The school asks for my views about important things in the school.	+3		-8		+4		+0	
There are a variety of activities outside of lessons for pupils to be involved in.	+0		+4		-4		+0	
I take part in activities outside lessons.	+11		-2		-9		+0	
The school teaches me to understand and deal with a variety of risks in everyday life.	-3		+4		-1		+0	
The school encourages and helps me to look after my physical health and take regular exercise.	+2		-6		+4		+0	
The school encourages and helps me to eat and drink healthy things.	+8		-8		+0		+0	
The school encourages and helps me to look after my emotional and mental health and wellbeing.	+11		-9		-1		+0	
The school provides me with information, advice and support about relationships and sexual health.	+6		-5		-1		+0	
The school informs me of the dangers from smoking or misusing substances such as alcohol or drugs.	+0		+0		+0		+0	
If I have a general problem, I know that there is a teacher or another adult that I can talk to.	+5		-8		+4		+0	
The school helps me to prepare for my next steps, in school or beyond.	+8		-9		+0		+0	

Notes:
 Positive numbers (+) indicate that more boys than girls gave this response
 Negative numbers (-) indicate that more girls than boys gave this response
Key:
 Figures in red indicate that the difference between boys and girls is greater than 25
 Figures in green indicate that the difference between boys and girls is between 15 and 25

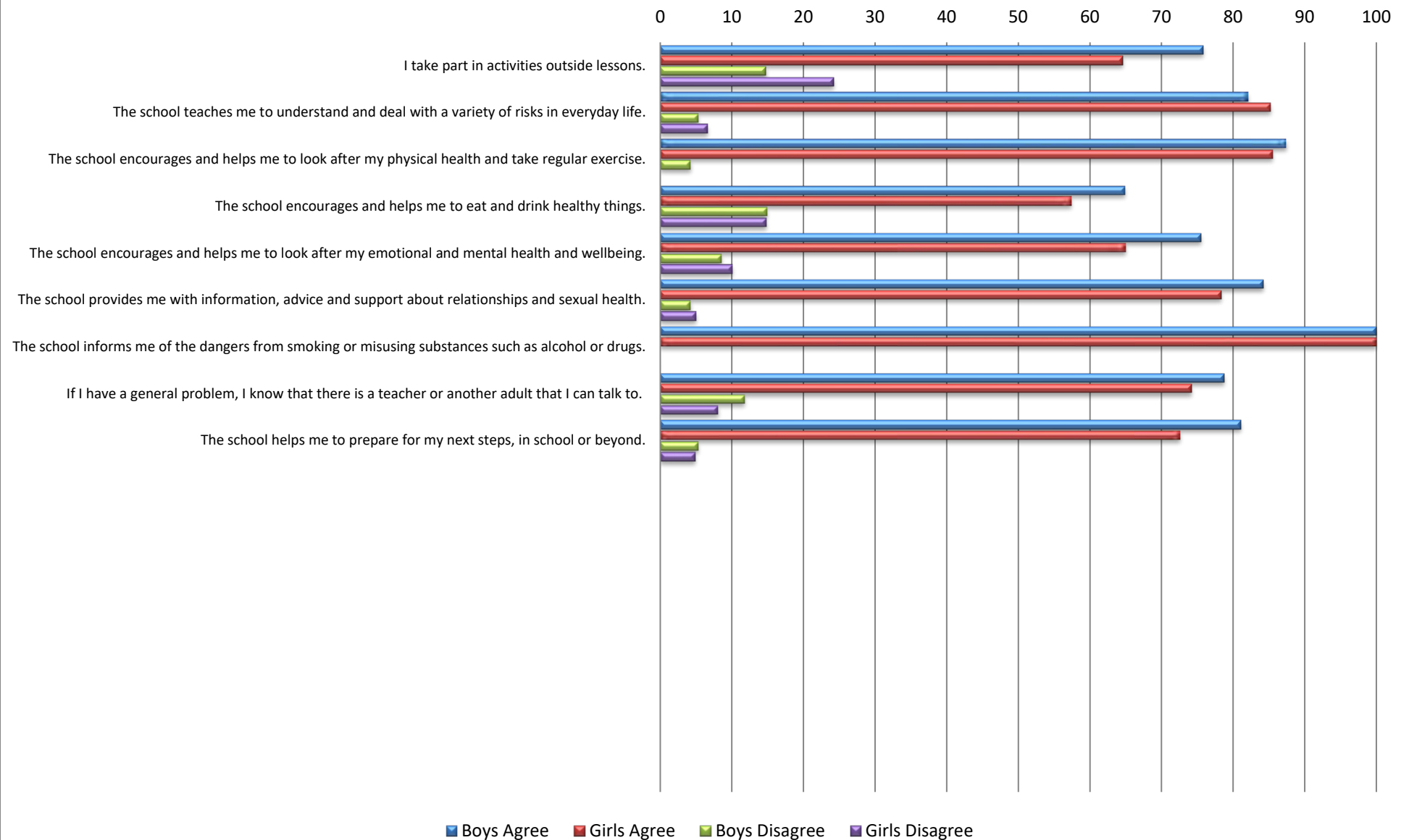
Year 8 - Gender Differences



Year 8 - Gender Differences



Year 8 - Gender Differences



FOR SCHOOLS - PUPIL VOICE

Pupil Attitudinal Survey - Summary Report

School: **Goldington Academy**

Date of Report: **26/10/2021**

Cohort: **Year 9**

Number of respondents: **149**

Percentage of Respondents Performance Criteria

	Percentage of Respondents						Overall Strength	Overall Weakness
	SA	A	NAND	D	SD	NR		
Quality of Education								
I enjoy being at school.	9	66	17	5	2	0	75	7
I am expected to do my best in all lessons.	49	49	2	0	0	0	98	0
Teachers and other adults help me to do my best in all lessons.	22	68	9	1	0	0	90	1
Teachers have good knowledge in the subjects they teach.	42	50	7	0	0	0	93	0
Teachers set challenging work in all lessons.	23	60	13	5	0	0	83	5
Teachers encourage me to participate in lessons and listen to what I have to say.	26	61	10	2	0	0	88	2
I enjoy learning at this school	13	65	16	5	0	0	79	5
I am clear about what I am learning about and why.	18	66	13	2	0	0	85	2
I can see how my learning has a sequence designed to build skills and knowledge.	17	61	17	4	0	0	79	4
I am encouraged to apply my skills and knowledge in new situations.	27	56	13	3	0	0	83	3
I get the chance to go over previous topics and recap learning.	27	60	13	0	0	0	87	0
Teachers regularly tell me how well I am doing.	14	56	21	8	1	0	70	9
Teachers regularly tell me what I need to do to improve	22	58	13	6	0	0	81	6
I am making good progress	18	55	26	1	1	0	73	1
Behaviour and Attitudes								
There are clear expectations and rules about behaviour.	60	37	2	1	0	0	97	1
The behaviour routines are fairly applied by all staff.	25	57	13	5	0	0	82	5
I am not bullied or harassed at school.	66	26	5	2	1	0	92	3
If bullying, harassment and racism occurs, the school is good at dealing with it.	33	39	22	4	2	0	72	6
In lessons I can learn well because other pupils behave sensibly.	3	49	34	12	3	0	51	15
I feel safe in lessons.	45	48	6	1	0	0	93	1

Key: SA=Strongly Agree, A=Agree, NAND = Neither Agree nor Disagree, D=Disagree, SD=Strongly Disagree, NR=No Response or unclear response

Notes: **Dark Blue:** Overall Strength = Greater than 85%, **Light Blue:** Overall Strength = 70% - 85%, **Red:** Overall Weakness = Greater than 50%, **Green:** Overall Weakness = 40% - 50%

Year 9 :

Number of Respondents

Performance Criteria

(Figures in red are the modal response)

Number of Respondents

	SA	A	NAND	D	SD	NR	Strength	Weakness
Quality of Education								
I enjoy being at school.	13	99	26	8	3	0	112	11
I am expected to do my best in all lessons.	73	73	3	0	0	0	146	0
Teachers and other adults help me to do my best in all lessons.	33	101	13	2	0	0	134	2
Teachers have good knowledge in the subjects they teach.	63	75	11	0	0	0	138	0
Teachers set challenging work in all lessons.	34	89	19	7	0	0	123	7
Teachers encourage me to participate in lessons and listen to what I have to say.	39	91	15	3	0	0	130	3
I enjoy learning at this school	20	97	24	8	0	0	117	8
I am clear about what I am learning about and why.	27	99	20	3	0	0	126	3
I can see how my learning has a sequence designed to build skills and knowledge.	26	91	26	6	0	0	117	6
I am encouraged to apply my skills and knowledge in new situations.	40	84	20	5	0	0	124	5
I get the chance to go over previous topics and recap learning.	40	89	20	0	0	0	129	0
Teachers regularly tell me how well I am doing.	21	83	31	12	2	0	104	14
Teachers regularly tell me what I need to do to improve	33	87	20	9	0	0	120	9
I am making good progress	27	81	38	1	1	0	108	2
Behaviour and Attitudes								
There are clear expectations and rules about behaviour.	90	55	3	1	0	0	145	1
The behaviour routines are fairly applied by all staff.	37	85	19	7	0	0	122	7
I am not bullied or harassed at school.	98	39	8	3	1	0	137	4
If bullying, harassment and racism occurs, the school is good at dealing with it.	49	57	33	6	3	0	106	9
In lessons I can learn well because other pupils behave sensibly.	4	72	50	18	4	0	76	22
I feel safe in lessons.	67	71	9	2	0	0	138	2

Key: SA=Strongly Agree, A=Agree, NAND = Neither Agree nor Disagree, D=Disagree, SD=Strongly Disagree, NR=No Response or unclear response

Year 9 :
Number of Respondents - Continued

Performance Criteria

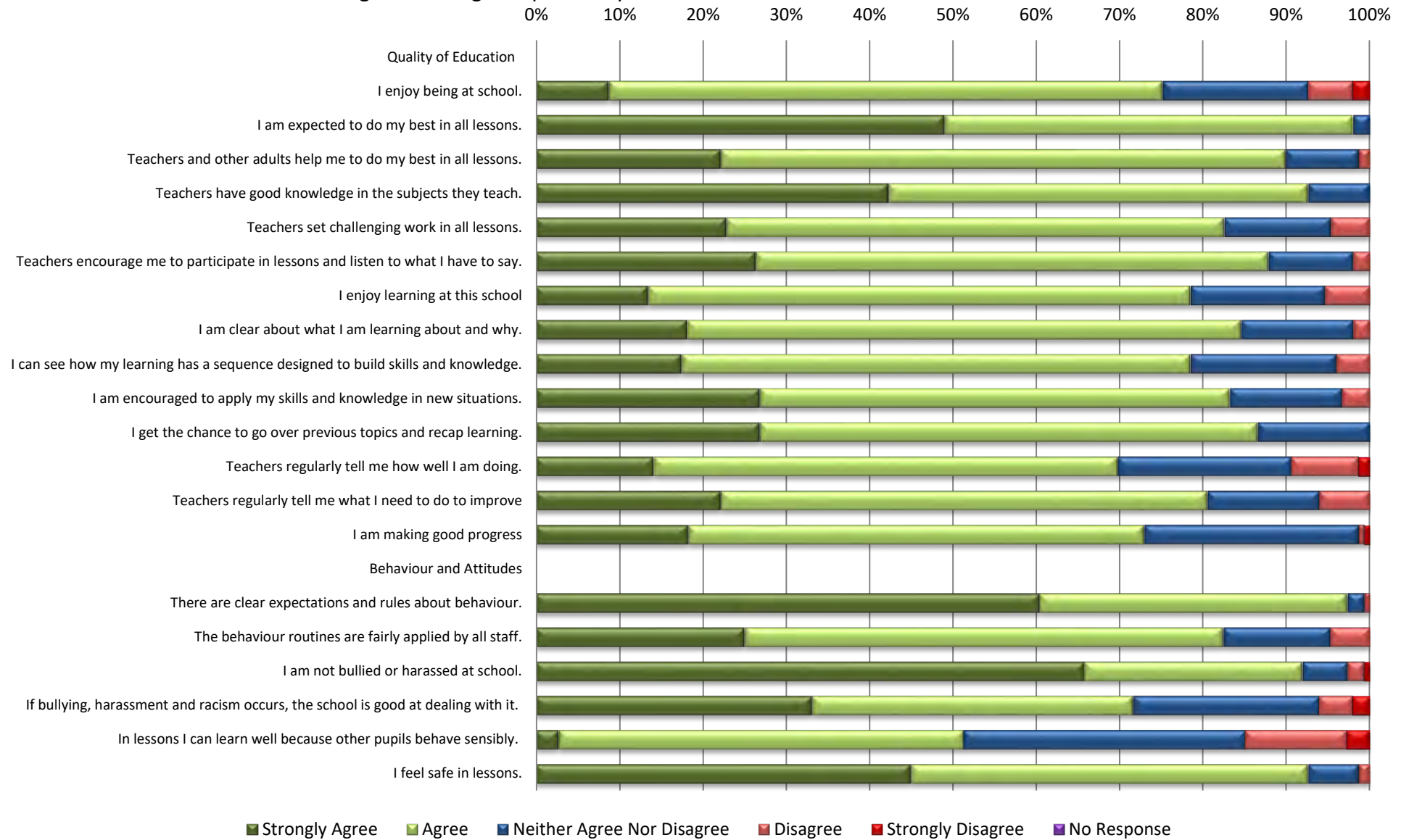
(Figures in red are the modal response)

Number of Respondents

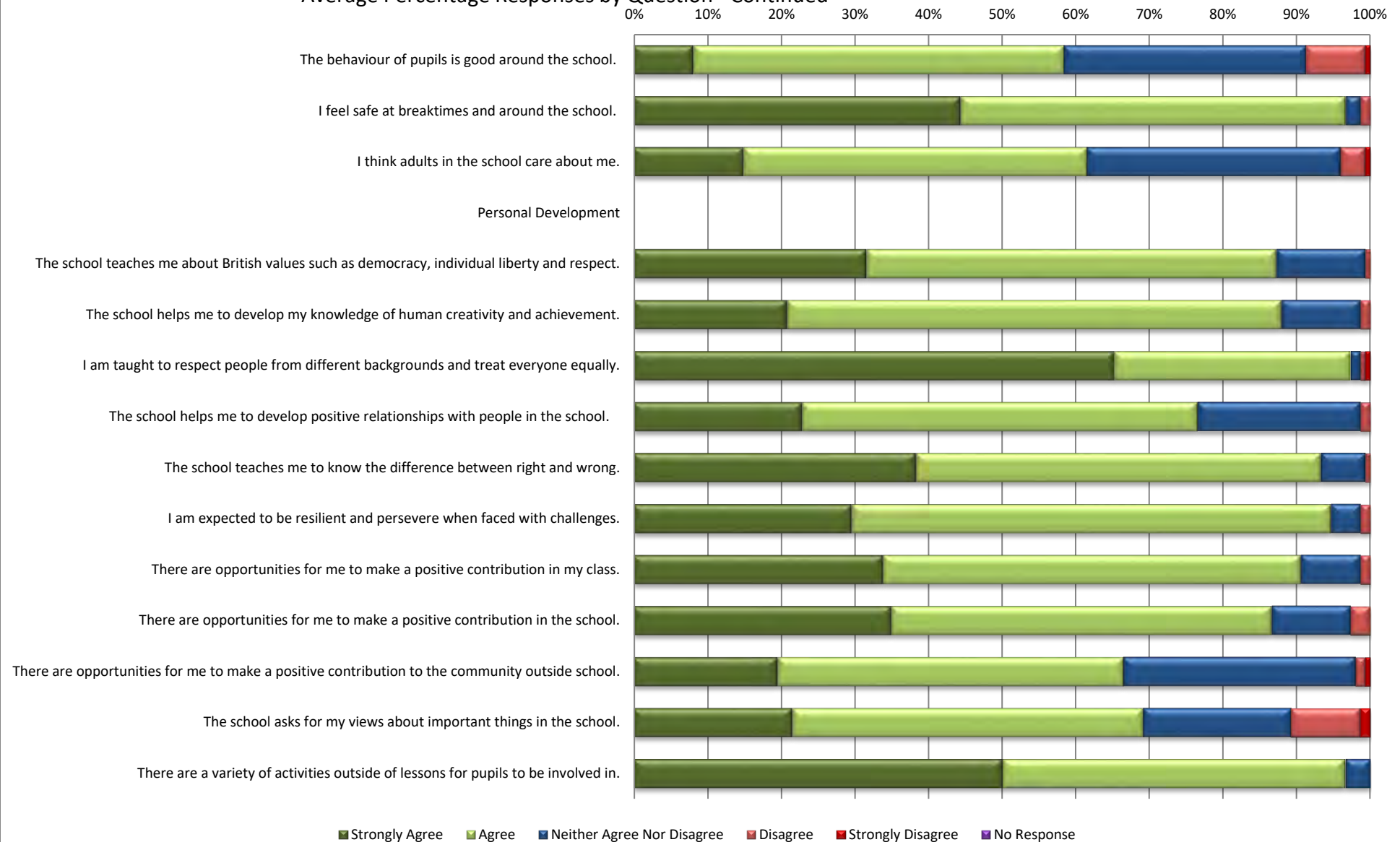
	SA	A	NAND	D	SD	NR	Overall Strength	Overall Weakness
The behaviour of pupils is good around the school.	12	75	49	12	1	0	87	13
I feel safe at breaktimes and around the school.	66	78	3	2	0	0	144	2
I think adults in the school care about me.	22	69	51	5	1	0	91	6
Personal Development								
The school teaches me about British values such as democracy, individual liberty and respect.	47	83	18	1	0	0	130	1
The school helps me to develop my knowledge of human creativity and achievement.	31	100	16	2	0	0	131	2
I am taught to respect people from different backgrounds and treat everyone equally.	97	48	2	1	1	0	145	2
The school helps me to develop positive relationships with people in the school.	34	80	33	2	0	0	114	2
The school teaches me to know the difference between right and wrong.	57	82	9	1	0	0	139	1
I am expected to be resilient and persevere when faced with challenges.	44	97	6	2	0	0	141	2
There are opportunities for me to make a positive contribution in my class.	50	84	12	2	0	0	134	2
There are opportunities for me to make a positive contribution in the school.	52	77	16	4	0	0	129	4
There are opportunities for me to make a positive contribution to the community outside school.	29	70	47	2	1	0	99	3
The school asks for my views about important things in the school.	32	71	30	14	2	0	103	16
There are a variety of activities outside of lessons for pupils to be involved in.	74	69	5	0	0	0	143	0
I take part in activities outside lessons.	50	53	15	26	4	0	103	30
The school teaches me to understand and deal with a variety of risks in everyday life.	44	89	12	4	0	0	133	4
The school encourages and helps me to look after my physical health and take regular exercise.	40	91	11	6	1	0	131	7
The school encourages and helps me to eat and drink healthy things.	18	87	31	11	2	0	105	13
The school encourages and helps me to look after my emotional and mental health and wellbeing.	36	76	29	3	4	0	112	7
The school provides me with information, advice and support about relationships and sexual health.	37	89	16	5	1	0	126	6
The school informs me of the dangers from smoking or misusing substances such as alcohol or drugs.	83	59	7	0	0	0	142	0
If I have a general problem, I know that there is a teacher or another adult that I can talk to.	51	80	9	6	2	0	131	8
The school helps me to prepare for my next steps, in school or beyond.	42	91	13	2	0	0	133	2
Key: SA=Strongly Agree, A=Agree, NAND = Neither Agree nor Disagree, D=Disagree, SD=Strongly Disagree, NR=No Response or unclear response								

Year 9 -

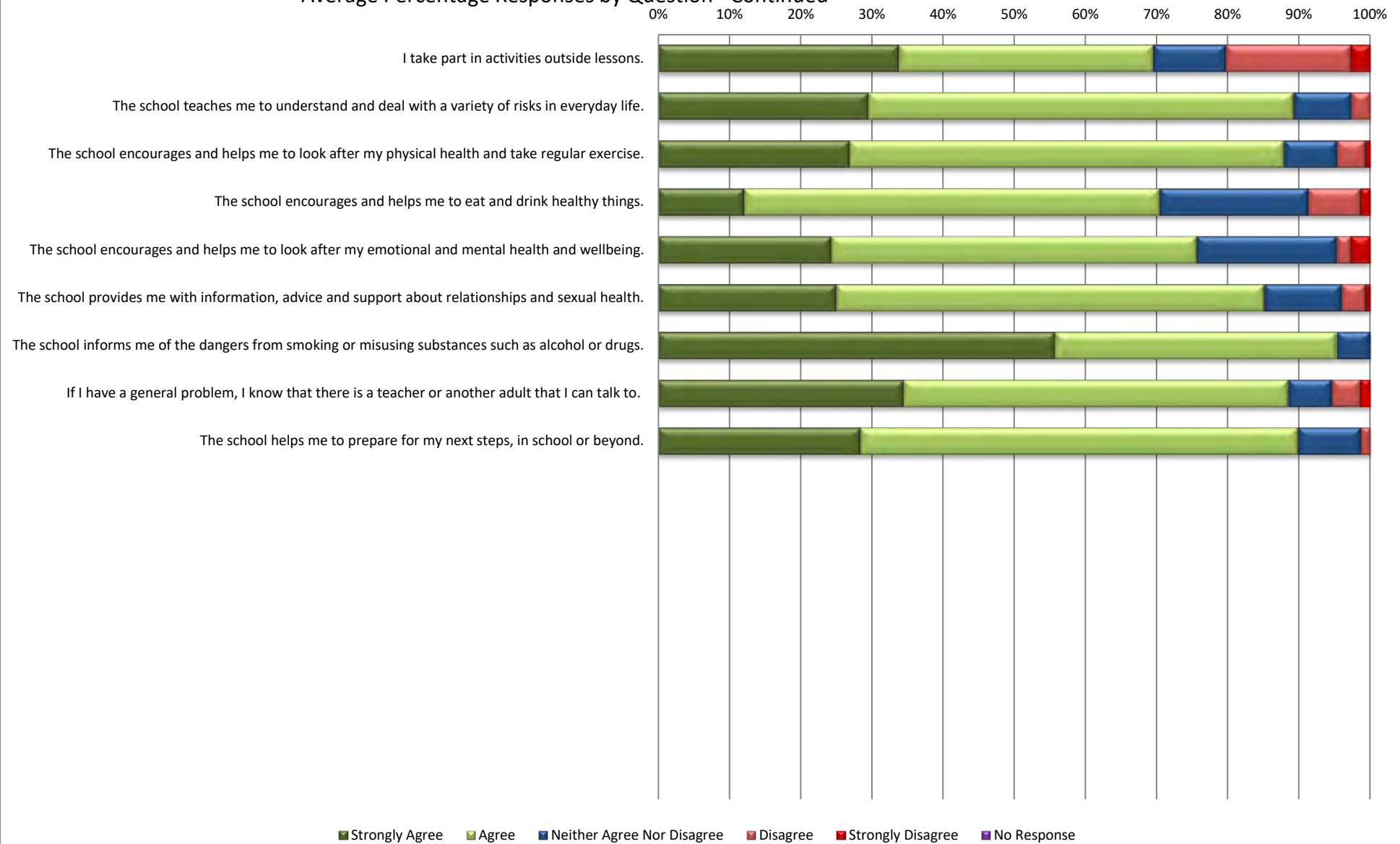
Average Percentage Responses by Question



Year 9 - Average Percentage Responses by Question - Continued



Year 9 - Average Percentage Responses by Question - Continued



FOR SCHOOLS - PUPIL VOICE

Pupil Attitudinal Survey - Summary Report

School: **Goldington Academy**

Date of Report: **26/10/2021**

Cohort: **Year 9**

Number of respondents: **149**

Percentage of Respondents by Gender Performance Criteria

	Percentage of Respondents											
	St Agree		Agree		NAND		Disagree		St Disagree		No Resp.	
	B	G	B	G	B	G	B	G	B	G	B	G
Quality of Education												
I enjoy being at school.	10	7	66	67	13	22	8	3	3	1	0	0
I am expected to do my best in all lessons.	48	50	49	49	3	1	0	0	0	0	0	0
Teachers and other adults help me to do my best in all lessons.	27	17	64	72	9	8	0	3	0	0	0	0
Teachers have good knowledge in the subjects they teach.	44	40	47	54	9	6	0	0	0	0	0	0
Teachers set challenging work in all lessons.	23	22	58	61	12	14	6	3	0	0	0	0
Teachers encourage me to participate in lessons and listen to what I have to say.	28	25	58	65	11	10	4	0	0	0	0	0
I enjoy learning at this school	17	10	58	72	18	14	6	4	0	0	0	0
I am clear about what I am learning about and why.	17	19	66	67	16	11	1	3	0	0	0	0
I can see how my learning has a sequence designed to build skills and knowledge.	16	19	58	64	22	13	4	4	0	0	0	0
I am encouraged to apply my skills and knowledge in new situations.	21	33	62	50	12	15	5	1	0	0	0	0
I get the chance to go over previous topics and recap learning.	26	28	57	63	17	10	0	0	0	0	0	0
Teachers regularly tell me how well I am doing.	16	13	47	65	25	17	10	6	3	0	0	0
Teachers regularly tell me what I need to do to improve	26	18	56	61	13	14	5	7	0	0	0	0
Behaviour and Attitudes												
I am making good progress	21	15	58	51	21	31	0	1	0	1	0	0
There are clear expectations and rules about behaviour.	62	58	36	38	1	3	0	1	0	0	0	0
The behaviour routines are fairly applied by all staff.	30	19	53	63	11	15	7	3	0	0	0	0
I am not bullied or harassed at school.	69	63	21	32	9	1	1	3	0	1	0	0
If bullying, harassment and racism occurs, the school is good at dealing with it.	34	32	37	40	25	19	4	4	0	4	0	0
In lessons I can learn well because other pupils behave sensibly.	4	1	48	49	32	35	13	11	3	3	0	0
I feel safe in lessons.	45	44	48	47	6	6	0	3	0	0	0	0

Year 9 : - Gender Differences
Percentage of Respondents by Gender - Continued

Performance Criteria

Percentage of Respondents

	St Agree		Agree		NAND		Disagree		St Disagree		No Resp.	
	B	G	B	G	B	G	B	G	B	G	B	G
The behaviour of pupils is good around the school.	9	7	47	54	36	29	8	8	0	1	0	0
I feel safe at breaktimes and around the school.	43	46	55	50	1	3	1	1	0	0	0	0
I think adults in the school care about me.	14	15	45	49	34	35	5	1	1	0	0	0
Personal Development												
The school teaches me about British values such as democracy, individual liberty and respect.	31	32	52	60	16	8	1	0	0	0	0	0
The school helps me to develop my knowledge of human creativity and achievement.	21	21	66	68	12	10	1	1	0	0	0	0
I am taught to respect people from different backgrounds and treat everyone equally.	65	65	34	31	1	1	0	1	0	1	0	0
The school helps me to develop positive relationships with people in the school.	25	21	57	50	17	28	1	1	0	0	0	0
The school teaches me to know the difference between right and wrong.	42	35	49	61	9	3	0	1	0	0	0	0
I am expected to be resilient and persevere when faced with challenges.	34	25	60	71	4	4	3	0	0	0	0	0
There are opportunities for me to make a positive contribution in my class.	32	35	56	58	10	6	1	1	0	0	0	0
There are opportunities for me to make a positive contribution in the school.	34	36	48	56	13	8	5	0	0	0	0	0
There are opportunities for me to make a positive contribution to the community	19	19	40	54	36	26	3	0	1	0	0	0
The school asks for my views about important things in the school.	23	19	44	51	21	19	10	8	1	1	0	0
There are a variety of activities outside of lessons for pupils to be involved in.	57	43	42	51	1	6	0	0	0	0	0	0
I take part in activities outside lessons.	36	32	36	36	11	10	16	19	3	3	0	0
The school teaches me to understand and deal with a variety of risks in everyday life.	27	32	64	56	5	11	4	1	0	0	0	0
The school encourages and helps me to look after my physical health and take	29	25	58	64	8	7	5	3	0	1	0	0
The school encourages and helps me to eat and drink healthy things.	12	13	62	54	19	22	5	10	1	1	0	0
The school encourages and helps me to look after my emotional and mental health	23	25	53	49	19	20	3	1	1	4	0	0
The school provides me with information, advice and support about relationships and	20	31	62	58	16	6	1	6	1	0	0	0
The school informs me of the dangers from smoking or misusing substances such as	57	54	36	43	6	3	0	0	0	0	0	0
If I have a general problem, I know that there is a teacher or another adult that I	31	38	56	52	9	3	4	4	0	3	0	0
The school helps me to prepare for my next steps, in school or beyond.	32	25	57	67	11	7	1	1	0	0	0	0

Year 9 : - Gender Differences
Number of Respondents by Gender
Performance Criteria

	Number of Respondents											
	St Agree		Agree		NAND		Disagree		St Disagree		No Resp.	
	B	G	B	G	B	G	B	G	B	G	B	G
Quality of Education												
I enjoy being at school.	8	5	51	48	10	16	6	2	2	1	0	0
I am expected to do my best in all lessons.	37	36	38	35	2	1	0	0	0	0	0	0
Teachers and other adults help me to do my best in all lessons.	21	12	49	52	7	6	0	2	0	0	0	0
Teachers have good knowledge in the subjects they teach.	34	29	36	39	7	4	0	0	0	0	0	0
Teachers set challenging work in all lessons.	18	16	45	44	9	10	5	2	0	0	0	0
Teachers encourage me to participate in lessons and listen to what I have to say.	21	18	44	47	8	7	3	0	0	0	0	0
I enjoy learning at this school	13	7	45	52	14	10	5	3	0	0	0	0
I am clear about what I am learning about and why.	13	14	51	48	12	8	1	2	0	0	0	0
I can see how my learning has a sequence designed to build skills and knowledge.	12	14	45	46	17	9	3	3	0	0	0	0
I am encouraged to apply my skills and knowledge in new situations.	16	24	48	36	9	11	4	1	0	0	0	0
I get the chance to go over previous topics and recap learning.	20	20	44	45	13	7	0	0	0	0	0	0
Teachers regularly tell me how well I am doing.	12	9	36	47	19	12	8	4	2	0	0	0
Teachers regularly tell me what I need to do to improve	20	13	43	44	10	10	4	5	0	0	0	0
I am making good progress	16	11	45	36	16	22	0	1	0	1	0	0
Behaviour and Attitudes												
There are clear expectations and rules about behaviour.	48	42	28	27	1	2	0	1	0	0	0	0
The behaviour routines are fairly applied by all staff.	23	14	40	45	8	11	5	2	0	0	0	0
I am not bullied or harassed at school.	53	45	16	23	7	1	1	2	0	1	0	0
If bullying, harassment and racism occurs, the school is good at dealing with it.	26	23	28	29	19	14	3	3	0	3	0	0
In lessons I can learn well because other pupils behave sensibly.	3	1	37	35	25	25	10	8	2	2	0	0
I feel safe in lessons.	35	32	37	34	5	4	0	2	0	0	0	0

Year 9 : - Gender Differences

Number of Respondents by Gender - Continued

Performance Criteria	Number of Respondents											
	St Agree		Agree		NAND		Disagree		St Disagree		No Resp.	
	B	G	B	G	B	G	B	G	B	G	B	G
The behaviour of pupils is good around the school.	7	5	36	39	28	21	6	6	0	1	0	0
I feel safe at breaktimes and around the school.	33	33	42	36	1	2	1	1	0	0	0	0
I think adults in the school care about me.	11	11	34	35	26	25	4	1	1	0	0	0
Personal Development												
The school teaches me about British values such as democracy, individual liberty and respect.	24	23	40	43	12	6	1	0	0	0	0	0
The school helps me to develop my knowledge of human creativity and achievement.	16	15	51	49	9	7	1	1	0	0	0	0
I am taught to respect people from different backgrounds and treat everyone equally.	50	47	26	22	1	1	0	1	0	1	0	0
The school helps me to develop positive relationships with people in the school.	19	15	44	36	13	20	1	1	0	0	0	0
The school teaches me to know the difference between right and wrong.	32	25	38	44	7	2	0	1	0	0	0	0
I am expected to be resilient and persevere when faced with challenges.	26	18	46	51	3	3	2	0	0	0	0	0
There are opportunities for me to make a positive contribution in my class.	25	25	43	41	8	4	1	1	0	0	0	0
There are opportunities for me to make a positive contribution in the school.	26	26	37	40	10	6	4	0	0	0	0	0
There are opportunities for me to make a positive contribution to the community	15	14	31	39	28	19	2	0	1	0	0	0
The school asks for my views about important things in the school.	18	14	34	37	16	14	8	6	1	1	0	0
There are a variety of activities outside of lessons for pupils to be involved in.	43	31	32	37	1	4	0	0	0	0	0	0
I take part in activities outside lessons.	27	23	27	26	8	7	12	14	2	2	0	0
The school teaches me to understand and deal with a variety of risks in everyday life.	21	23	49	40	4	8	3	1	0	0	0	0
The school encourages and helps me to look after my physical health and take	22	18	45	46	6	5	4	2	0	1	0	0
The school encourages and helps me to eat and drink healthy things.	9	9	48	39	15	16	4	7	1	1	0	0
The school encourages and helps me to look after my emotional and mental health and wellbeing.	18	18	41	35	15	14	2	1	1	3	0	0
The school provides me with information, advice and support about relationships and sexual health.	15	22	47	42	12	4	1	4	1	0	0	0
The school informs me of the dangers from smoking or misusing substances such as alcohol or drugs.	44	39	28	31	5	2	0	0	0	0	0	0
If I have a general problem, I know that there is a teacher or another adult that I can talk to.	24	27	43	37	7	2	3	3	0	2	0	0
The school helps me to prepare for my next steps, in school or beyond.	24	18	43	48	8	5	1	1	0	0	0	0

Year 9 : - Gender Differences

Percentage of Respondents by Gender

Performance Criteria

Percentage of Respondents

	Agree		NAND		Disagree		No Resp.	
	B	G	B	G	B	G	B	G
Quality of Education								
I enjoy being at school.	77	74	13	22	10	4	0	0
I am expected to do my best in all lessons.	97	99	3	1	0	0	0	0
Teachers and other adults help me to do my best in all lessons.	91	89	9	8	0	3	0	0
Teachers have good knowledge in the subjects they teach.	91	94	9	6	0	0	0	0
Teachers set challenging work in all lessons.	82	83	12	14	6	3	0	0
Teachers encourage me to participate in lessons and listen to what I have to say.	86	90	11	10	4	0	0	0
I enjoy learning at this school	75	82	18	14	6	4	0	0
I am clear about what I am learning about and why.	83	86	16	11	1	3	0	0
I can see how my learning has a sequence designed to build skills and knowledge.	74	83	22	13	4	4	0	0
I am encouraged to apply my skills and knowledge in new situations.	83	83	12	15	5	1	0	0
I get the chance to go over previous topics and recap learning.	83	90	17	10	0	0	0	0
Teachers regularly tell me how well I am doing.	62	78	25	17	13	6	0	0
Teachers regularly tell me what I need to do to improve	82	79	13	14	5	7	0	0
I am making good progress	79	66	21	31	0	3	0	0
Behaviour and Attitudes								
There are clear expectations and rules about behaviour.	99	96	1	3	0	1	0	0
The behaviour routines are fairly applied by all staff.	83	82	11	15	7	3	0	0
I am not bullied or harassed at school.	90	94	9	1	1	4	0	0
If bullying, harassment and racism occurs, the school is good at dealing with it.	71	72	25	19	4	8	0	0
In lessons I can learn well because other pupils behave sensibly.	52	51	32	35	16	14	0	0
I feel safe in lessons.	94	92	6	6	0	3	0	0

Year 9 : - Gender Differences

Percentage of Respondents by Gender - Continued

Performance Criteria

Percentage of Respondents

	Agree		Don't Know		Disagree		No Resp.	
	B	G	B	G	B	G	B	G
The behaviour of pupils is good around the school.	56	61	36	29	8	10	0	0
I feel safe at breaktimes and around the school.	97	96	1	3	1	1	0	0
I think adults in the school care about me.	59	64	34	35	7	1	0	0
Personal Development								
The school teaches me about British values such as democracy, individual liberty and respect.	83	92	16	8	1	0	0	0
The school helps me to develop my knowledge of human creativity and achievement.	87	89	12	10	1	1	0	0
I am taught to respect people from different backgrounds and treat everyone equally.	99	96	1	1	0	3	0	0
The school helps me to develop positive relationships with people in the school.	82	71	17	28	1	1	0	0
The school teaches me to know the difference between right and wrong.	91	96	9	3	0	1	0	0
I am expected to be resilient and persevere when faced with challenges.	94	96	4	4	3	0	0	0
There are opportunities for me to make a positive contribution in my class.	88	93	10	6	1	1	0	0
There are opportunities for me to make a positive contribution in the school.	82	92	13	8	5	0	0	0
There are opportunities for me to make a positive contribution to the community outside school.	60	74	36	26	4	0	0	0
The school asks for my views about important things in the school.	68	71	21	19	12	10	0	0
There are a variety of activities outside of lessons for pupils to be involved in.	99	94	1	6	0	0	0	0
I take part in activities outside lessons.	71	68	11	10	18	22	0	0
The school teaches me to understand and deal with a variety of risks in everyday life.	91	88	5	11	4	1	0	0
The school encourages and helps me to look after my physical health and take regular exercise.	87	89	8	7	5	4	0	0
The school encourages and helps me to eat and drink healthy things.	74	67	19	22	6	11	0	0
The school encourages and helps me to look after my emotional and mental health and wellbeing.	77	75	19	20	4	6	0	0
The school provides me with information, advice and support about relationships and sexual health.	82	89	16	6	3	6	0	0
The school informs me of the dangers from smoking or misusing substances such as alcohol or drugs.	94	97	6	3	0	0	0	0
If I have a general problem, I know that there is a teacher or another adult that I can talk to.	87	90	9	3	4	7	0	0
The school helps me to prepare for my next steps, in school or beyond.	88	92	11	7	1	1	0	0

Year 9 : - Gender Differences
Variations in boys and girls responses

Performance Criteria

Percentage of Respondents

	Agree Overall		NAND		Disagree Overall		No Resp.	
	B	G	B	G	B	G	B	G
Quality of Education								
I enjoy being at school.	+3		-9		+6		+0	
I am expected to do my best in all lessons.	-1		+1		+0		+0	
Teachers and other adults help me to do my best in all lessons.	+2		+1		-3		+0	
Teachers have good knowledge in the subjects they teach.	-4		+4		+0		+0	
Teachers set challenging work in all lessons.	-2		-2		+4		+0	
Teachers encourage me to participate in lessons and listen to what I have to say.	-5		+1		+4		+0	
I enjoy learning at this school	-7		+4		+2		+0	
I am clear about what I am learning about and why.	-3		+4		-1		+0	
I can see how my learning has a sequence designed to build skills and knowledge.	-9		+10		-0		+0	
I am encouraged to apply my skills and knowledge in new situations.	-0		-4		+4		+0	
I get the chance to go over previous topics and recap learning.	-7		+7		+0		+0	
Teachers regularly tell me how well I am doing.	-15		+8		+7		+0	
Teachers regularly tell me what I need to do to improve	+3		-1		-2		+0	
I am making good progress	+13		-10		-3		+0	
Behaviour and Attitudes								
There are clear expectations and rules about behaviour.	+3		-1		-1		+0	
The behaviour routines are fairly applied by all staff.	+1		-5		+4		+0	
I am not bullied or harassed at school.	-5		+8		-3		+0	
If bullying, harassment and racism occurs, the school is good at dealing with it.	-1		+6		-4		+0	
In lessons I can learn well because other pupils behave sensibly.	+1		-3		+1		+0	
I feel safe in lessons.	+2		+1		-3		+0	

Notes:

Positive numbers (+) indicate that more boys than girls gave this response
 Negative numbers (-) indicate that more girls than boys gave this response

Key:

Figures in **red** indicate that the difference between boys and girls is greater than 25
 Figures in **green** indicate that the difference between boys and girls is between 15 and 25

Year 9 : - Gender Differences
Variations in boys and girls responses - Continued

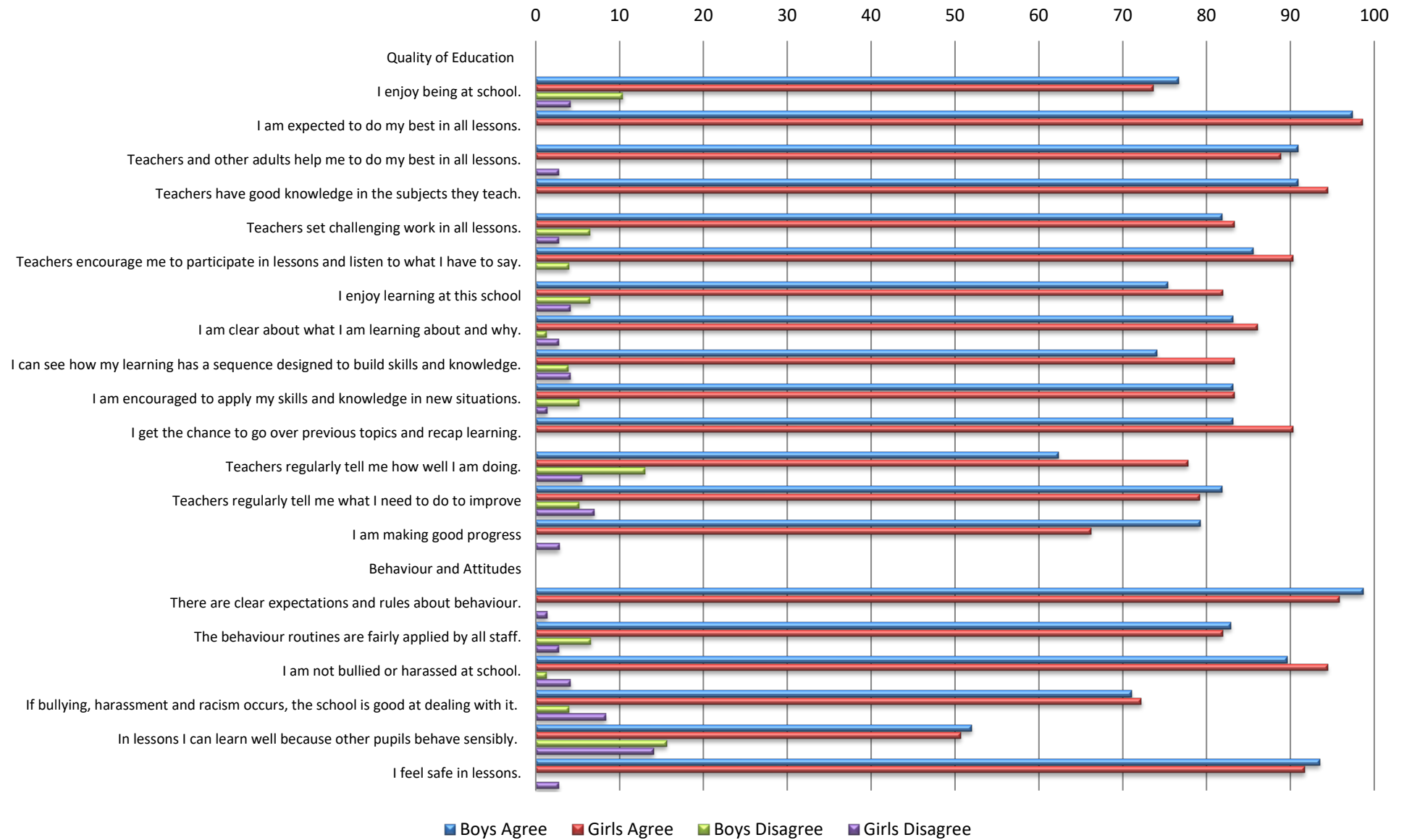
Performance Criteria

Percentage of Respondents

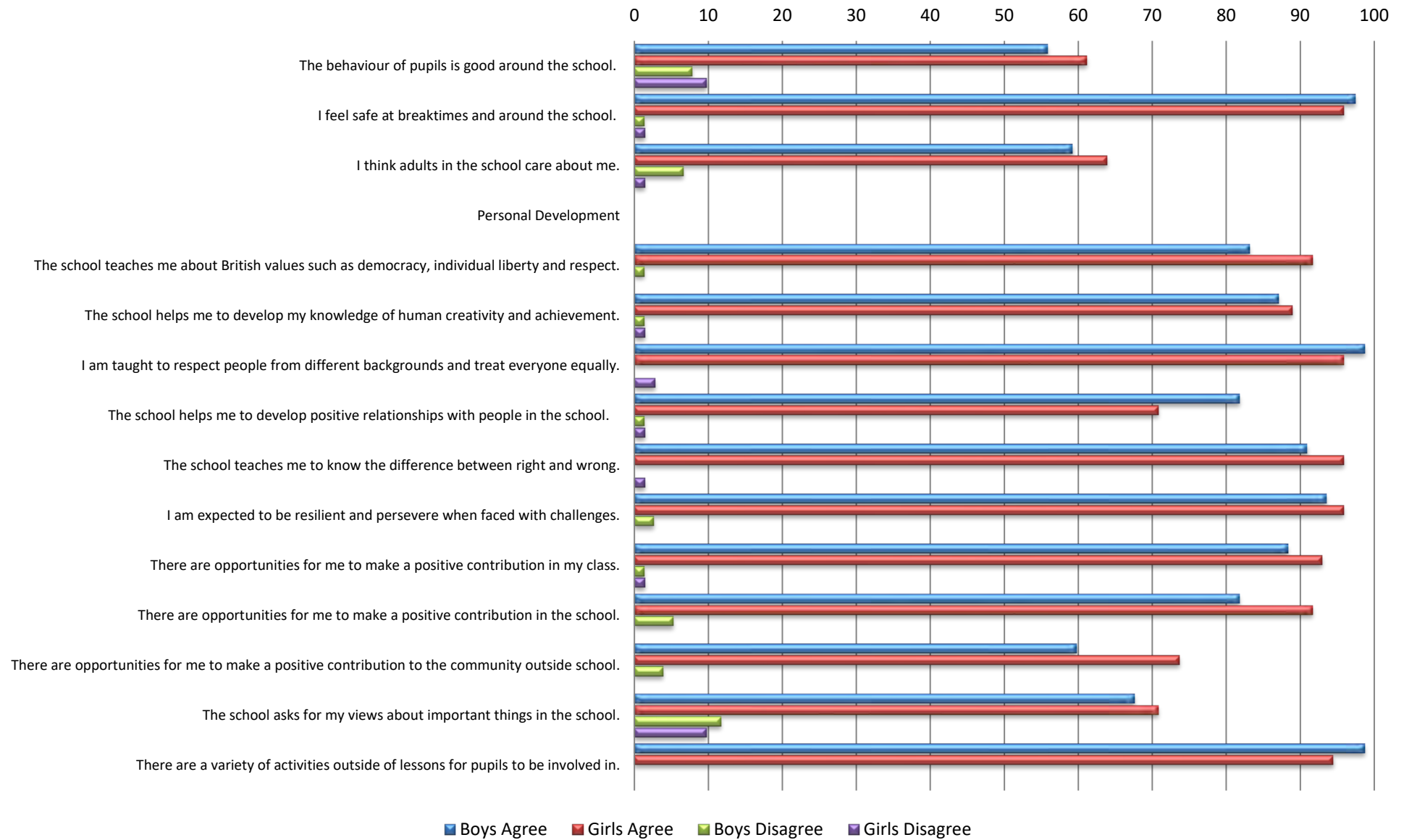
	Agree Overall		Don't Know		Disagree Overall		No Resp.	
	B	G	B	G	B	G	B	G
	The behaviour of pupils is good around the school.	-5	+7	-2	+0	+0		
I feel safe at breaktimes and around the school.	+2	-1	-0	+0	+0			
I think adults in the school care about me.	-5	-1	+5	+0	+0			
Personal Development								
The school teaches me about British values such as democracy, individual liberty and respect.	-9	+7	+1	+0	+0			
The school helps me to develop my knowledge of human creativity and achievement.	-2	+2	-0	+0	+0			
I am taught to respect people from different backgrounds and treat everyone equally.	+3	-0	-3	+0	+0			
The school helps me to develop positive relationships with people in the school.	+11	-11	-0	+0	+0			
The school teaches me to know the difference between right and wrong.	-5	+6	-1	+0	+0			
I am expected to be resilient and persevere when faced with challenges.	-2	-0	+3	+0	+0			
There are opportunities for me to make a positive contribution in my class.	-5	+5	-0	+0	+0			
There are opportunities for me to make a positive contribution in the school.	-10	+5	+5	+0	+0			
There are opportunities for me to make a positive contribution to the community outside school.	-14	+10	+4	+0	+0			
The school asks for my views about important things in the school.	-3	+1	+2	+0	+0			
There are a variety of activities outside of lessons for pupils to be involved in.	+4	-4	+0	+0	+0			
I take part in activities outside lessons.	+3	+1	-4	+0	+0			
The school teaches me to understand and deal with a variety of risks in everyday life.	+3	-6	+3	+0	+0			
The school encourages and helps me to look after my physical health and take regular exercise.	-2	+1	+1	+0	+0			
The school encourages and helps me to eat and drink healthy things.	+7	-3	-5	+0	+0			
The school encourages and helps me to look after my emotional and mental health and wellbeing.	+2	-0	-2	+0	+0			
The school provides me with information, advice and support about relationships and sexual health.	-7	+10	-3	+0	+0			
The school informs me of the dangers from smoking or misusing substances such as alcohol or drugs.	-4	+4	+0	+0	+0			
If I have a general problem, I know that there is a teacher or another adult that I can talk to.	-3	+6	-3	+0	+0			
The school helps me to prepare for my next steps, in school or beyond.	-4	+4	-0	+0	+0			

Notes:
 Positive numbers (+) indicate that more boys than girls gave this response
 Negative numbers (-) indicate that more girls than boys gave this response
Key:
 Figures in red indicate that the difference between boys and girls is greater than 25
 Figures in green indicate that the difference between boys and girls is between 15 and 25

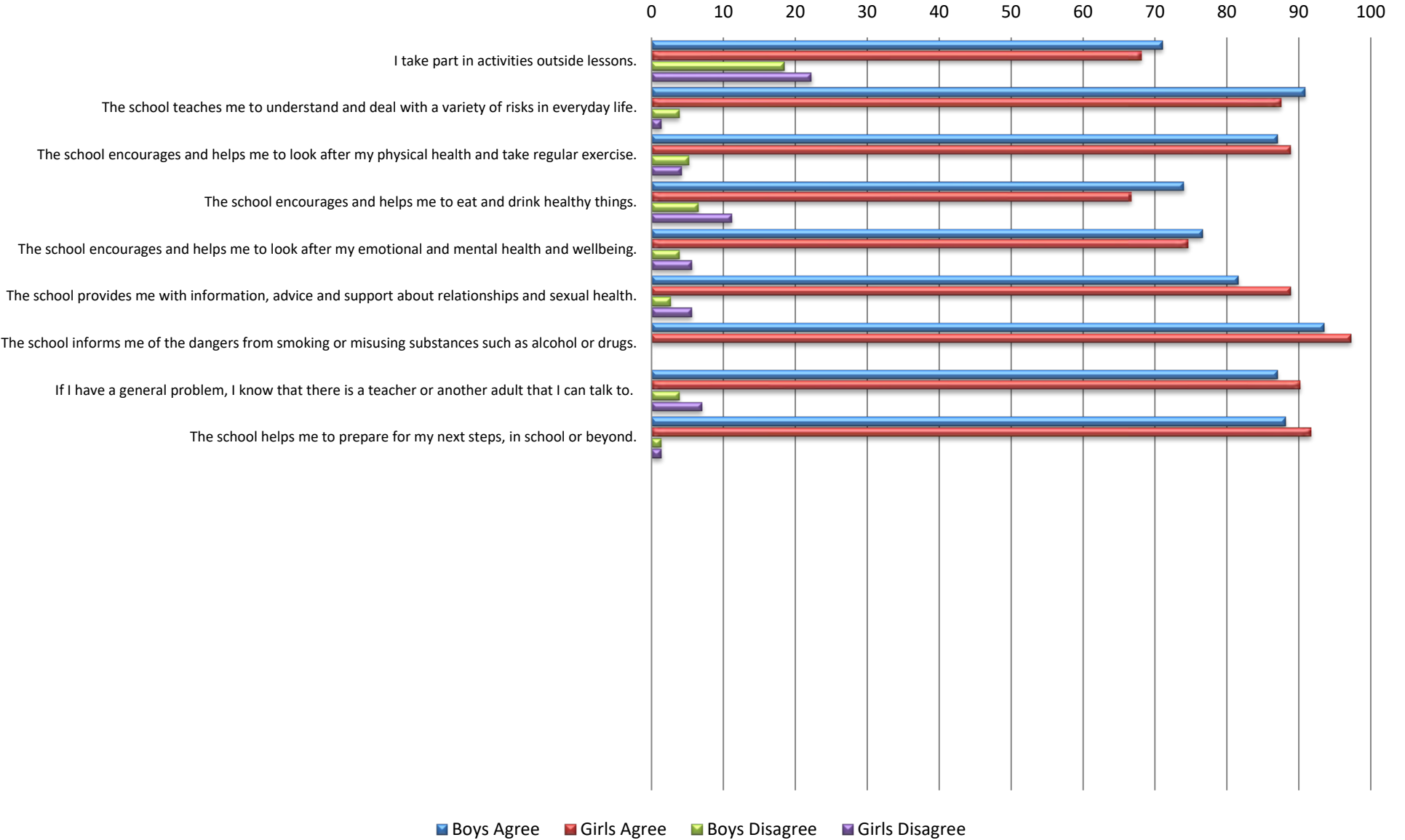
Year 9 - Gender Differences



Year 9 - Gender Differences



Year 9 - Gender Differences



FOR SCHOOLS - PUPIL VOICE

Pupil Attitudinal Survey - Summary Report

School: **Goldington Academy**

Date of Report: **26/10/2021**

Cohort: **Year 10**

Number of respondents: **143**

Percentage of Respondents Performance Criteria

	Percentage of Respondents						Overall Strength	Overall Weakness
	SA	A	NAND	D	SD	NR		
Quality of Education								
I enjoy being at school.	8	60	18	12	2	0	68	14
I am expected to do my best in all lessons.	34	61	5	0	0	0	95	0
Teachers and other adults help me to do my best in all lessons.	11	69	16	4	0	0	80	4
Teachers have good knowledge in the subjects they teach.	26	53	17	4	0	0	79	4
Teachers set challenging work in all lessons.	15	58	18	7	2	0	73	9
Teachers encourage me to participate in lessons and listen to what I have to say.	10	61	20	8	0	0	71	8
I enjoy learning at this school	10	56	25	8	2	0	65	10
I am clear about what I am learning about and why.	13	61	20	7	0	0	73	7
I can see how my learning has a sequence designed to build skills and knowledge.	12	54	20	12	1	0	66	13
I am encouraged to apply my skills and knowledge in new situations.	18	61	16	4	0	0	80	4
I get the chance to go over previous topics and recap learning.	19	58	13	10	0	0	77	10
Teachers regularly tell me how well I am doing.	10	38	29	20	2	0	49	22
Teachers regularly tell me what I need to do to improve	9	50	27	13	1	0	59	13
I am making good progress	17	49	32	2	0	0	65	2
Behaviour and Attitudes								
There are clear expectations and rules about behaviour.	43	50	5	2	0	0	93	2
The behaviour routines are fairly applied by all staff.	10	45	22	20	3	0	55	23
I am not bullied or harassed at school.	59	24	8	6	3	0	83	9
If bullying, harassment and racism occurs, the school is good at dealing with it.	10	28	32	19	10	0	38	29
In lessons I can learn well because other pupils behave sensibly.	3	37	32	22	6	0	41	27
I feel safe in lessons.	27	53	16	4	1	0	80	4

Key: SA=Strongly Agree, A=Agree, NAND = Neither Agree nor Disagree, D=Disagree, SD=Strongly Disagree, NR=No Response or unclear response

Notes: **Dark Blue:** Overall Strength = Greater than 85%, **Light Blue:** Overall Strength = 70% - 85%, **Red:** Overall Weakness = Greater than 50%, **Green:** Overall Weakness = 40% - 50%

Year 10:

Number of Respondents

Performance Criteria

(Figures in red are the modal response)

Number of Respondents

	SA	A	NAND	D	SD	NR	Strength	Weakness
Quality of Education								
I enjoy being at school.	11	85	26	17	3	0	96	20
I am expected to do my best in all lessons.	49	87	7	0	0	0	136	0
Teachers and other adults help me to do my best in all lessons.	16	98	23	6	0	0	114	6
Teachers have good knowledge in the subjects they teach.	37	76	24	6	0	0	113	6
Teachers set challenging work in all lessons.	21	83	26	10	3	0	104	13
Teachers encourage me to participate in lessons and listen to what I have to say.	14	87	29	12	0	0	101	12
I enjoy learning at this school	14	79	35	11	3	0	93	14
I am clear about what I am learning about and why.	18	87	28	10	0	0	105	10
I can see how my learning has a sequence designed to build skills and knowledge.	17	77	29	17	2	0	94	19
I am encouraged to apply my skills and knowledge in new situations.	26	87	23	6	0	0	113	6
I get the chance to go over previous topics and recap learning.	27	83	19	14	0	0	110	14
Teachers regularly tell me how well I am doing.	15	55	41	29	3	0	70	32
Teachers regularly tell me what I need to do to improve	13	72	39	18	1	0	85	19
I am making good progress	24	69	46	3	0	0	93	3
Behaviour and Attitudes								
There are clear expectations and rules about behaviour.	62	71	7	3	0	0	133	3
The behaviour routines are fairly applied by all staff.	14	64	32	28	5	0	78	33
I am not bullied or harassed at school.	84	35	11	8	5	0	119	13
If bullying, harassment and racism occurs, the school is good at dealing with it.	15	40	46	27	15	0	55	42
In lessons I can learn well because other pupils behave sensibly.	5	53	46	31	8	0	58	39
I feel safe in lessons.	38	75	23	5	1	0	113	6

Key: SA=Strongly Agree, A=Agree, NAND = Neither Agree nor Disagree, D=Disagree, SD=Strongly Disagree, NR=No Response or unclear response

Year 10:

Number of Respondents - Continued

Performance Criteria

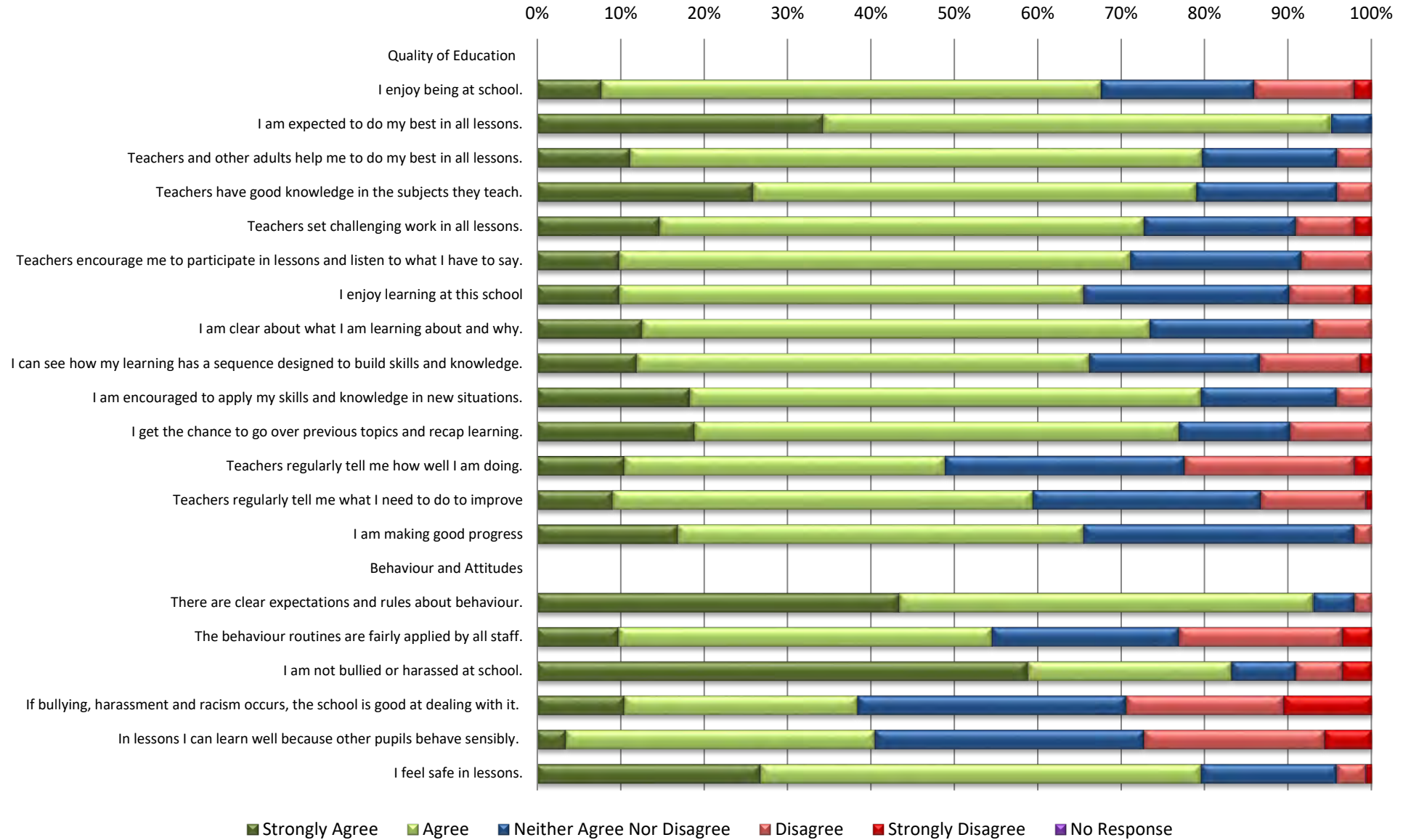
(Figures in red are the modal response)

Number of Respondents

	SA	A	NAND	D	SD	NR	Overall Strength	Overall Weakness
The behaviour of pupils is good around the school.	3	54	46	34	6	0	57	40
I feel safe at breaktimes and around the school.	50	72	18	1	1	0	122	2
I think adults in the school care about me.	12	45	61	16	9	0	57	25
Personal Development								
The school teaches me about British values such as democracy, individual liberty and respect.	16	66	40	16	4	0	82	20
The school helps me to develop my knowledge of human creativity and achievement.	11	79	38	14	1	0	90	15
I am taught to respect people from different backgrounds and treat everyone equally.	72	63	5	2	1	0	135	3
The school helps me to develop positive relationships with people in the school.	16	62	40	25	0	0	78	25
The school teaches me to know the difference between right and wrong.	33	76	20	13	1	0	109	14
I am expected to be resilient and persevere when faced with challenges.	18	87	31	6	0	0	105	6
There are opportunities for me to make a positive contribution in my class.	23	89	21	7	1	0	112	8
There are opportunities for me to make a positive contribution in the school.	25	80	25	11	2	0	105	13
There are opportunities for me to make a positive contribution to the community outside school.	9	51	52	22	9	0	60	31
The school asks for my views about important things in the school.	11	44	35	41	12	0	55	53
There are a variety of activities outside of lessons for pupils to be involved in.	49	74	16	3	1	0	123	4
I take part in activities outside lessons.	40	50	10	25	18	0	90	43
The school teaches me to understand and deal with a variety of risks in everyday life.	16	69	36	14	8	0	85	22
The school encourages and helps me to look after my physical health and take regular exercise.	18	73	28	20	4	0	91	24
The school encourages and helps me to eat and drink healthy things.	13	39	53	29	9	0	52	38
The school encourages and helps me to look after my emotional and mental health and wellbeing.	18	68	35	13	9	0	86	22
The school provides me with information, advice and support about relationships and sexual health.	16	78	33	10	6	0	94	16
The school informs me of the dangers from smoking or misusing substances such as alcohol or drugs.	29	72	21	17	3	0	101	20
If I have a general problem, I know that there is a teacher or another adult that I can talk to.	27	61	32	10	12	0	88	22
The school helps me to prepare for my next steps, in school or beyond.	15	65	38	14	11	0	80	25
Key: SA=Strongly Agree, A=Agree, NAND = Neither Agree nor Disagree, D=Disagree, SD=Strongly Disagree, NR=No Response or unclear response								

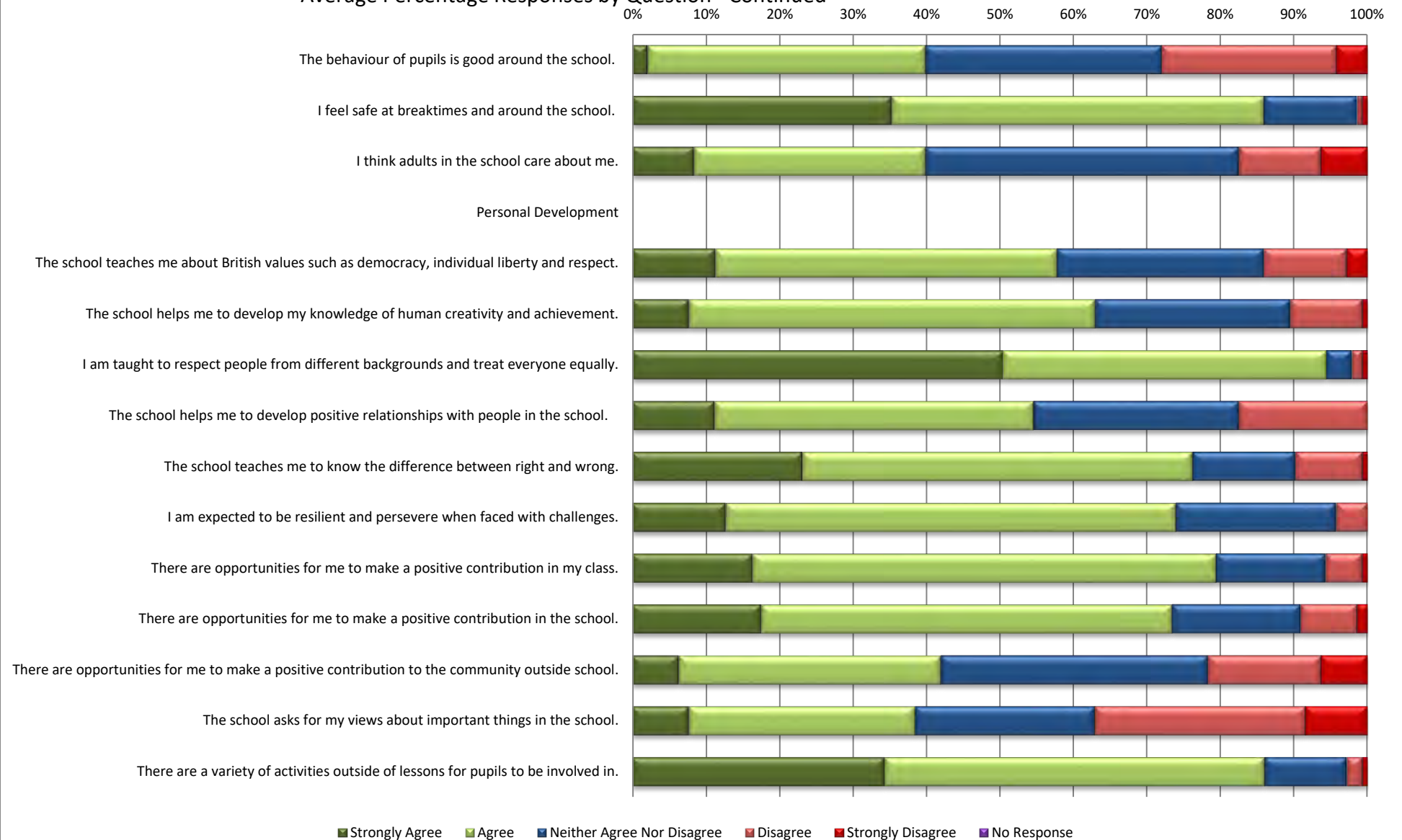
Year 10 -

Average Percentage Responses by Question

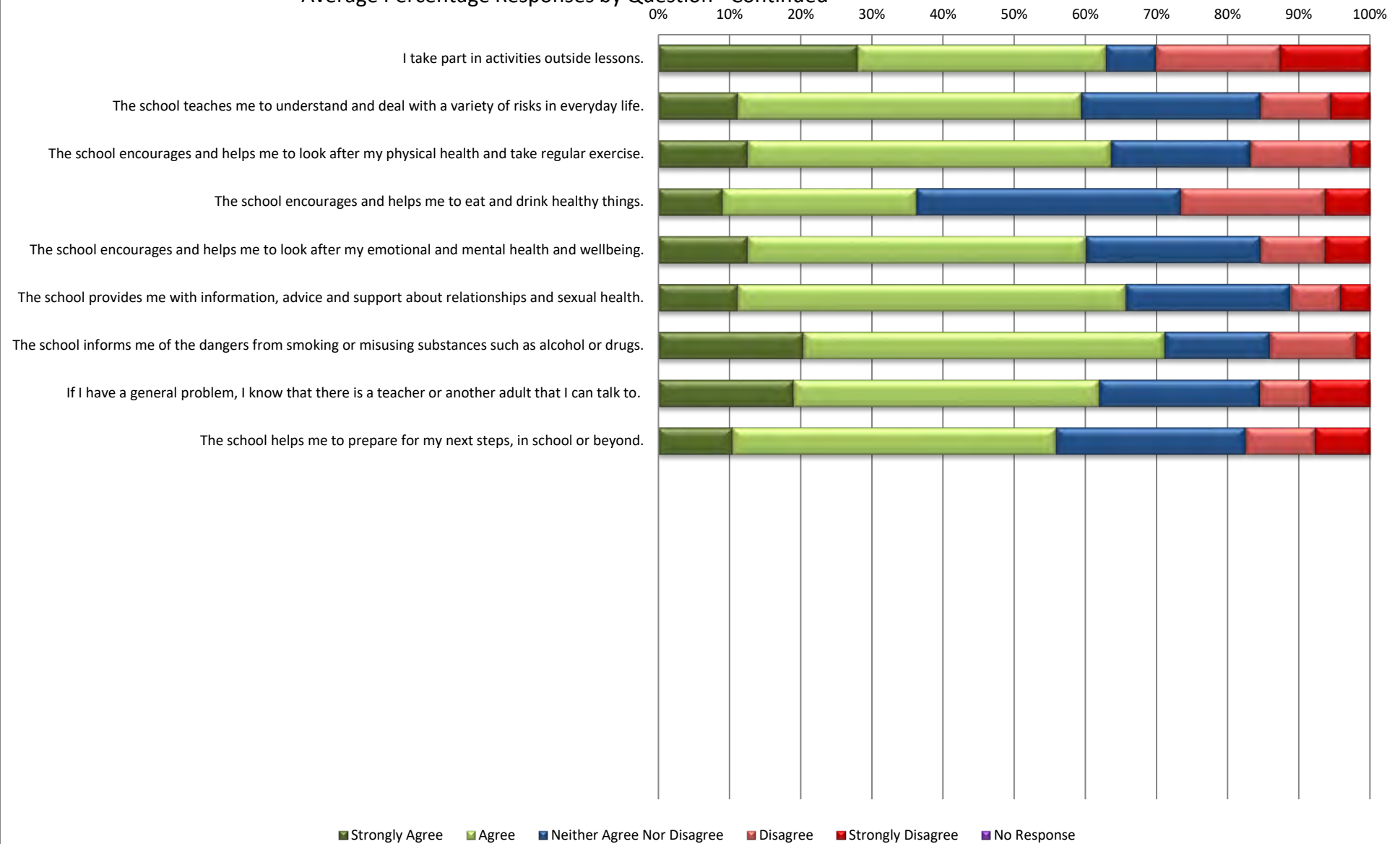


Year 10 -

Average Percentage Responses by Question - Continued



Year 10 - Average Percentage Responses by Question - Continued



FOR SCHOOLS - PUPIL VOICE

Pupil Attitudinal Survey - Summary Report

School: **Goldington Academy**

Date of Report: **26/10/2021**

Cohort: **Year 10**

Number of respondents: **143**

Percentage of Respondents by Gender Performance Criteria

	Percentage of Respondents											
	St Agree		Agree		NAND		Disagree		St Disagree		No Resp.	
	B	G	B	G	B	G	B	G	B	G	B	G
Quality of Education												
I enjoy being at school.	9	6	63	56	17	20	8	17	3	2	0	0
I am expected to do my best in all lessons.	32	37	62	60	7	3	0	0	0	0	0	0
Teachers and other adults help me to do my best in all lessons.	13	9	68	69	14	18	4	4	0	0	0	0
Teachers have good knowledge in the subjects they teach.	30	21	55	51	11	24	4	4	0	0	0	0
Teachers set challenging work in all lessons.	16	13	59	57	16	21	5	9	4	0	0	0
Teachers encourage me to participate in lessons and listen to what I have to say.	12	8	67	55	16	26	5	12	0	0	0	0
I enjoy learning at this school	8	12	62	48	22	27	7	9	1	3	0	0
I am clear about what I am learning about and why.	18	6	68	52	9	31	4	10	0	0	0	0
I can see how my learning has a sequence designed to build skills and knowledge.	17	6	56	52	17	24	8	16	1	1	0	0
I am encouraged to apply my skills and knowledge in new situations.	20	16	61	61	13	19	5	3	0	0	0	0
I get the chance to go over previous topics and recap learning.	16	22	63	52	14	12	7	13	0	0	0	0
Teachers regularly tell me how well I am doing.	13	7	41	36	29	28	16	25	1	3	0	0
Teachers regularly tell me what I need to do to improve	9	9	51	49	29	25	11	15	0	1	0	0
Behaviour and Attitudes												
I am making good progress	24	9	55	42	21	45	0	4	0	0	0	0
There are clear expectations and rules about behaviour.	43	43	49	51	5	4	3	1	0	0	0	0
The behaviour routines are fairly applied by all staff.	7	13	54	34	16	30	20	19	4	3	0	0
I am not bullied or harassed at school.	72	43	12	39	7	9	4	7	5	1	0	0
If bullying, harassment and racism occurs, the school is good at dealing with it.	14	6	38	16	28	37	12	27	8	13	0	0
In lessons I can learn well because other pupils behave sensibly.	5	1	47	25	24	42	18	25	5	6	0	0
I feel safe in lessons.	37	15	42	65	16	17	4	3	1	0	0	0

Year 10: - Gender Differences
Percentage of Respondents by Gender - Continued

Performance Criteria

Percentage of Respondents

	St Agree		Agree		NAND		Disagree		St Disagree		No Resp.	
	B	G	B	G	B	G	B	G	B	G	B	G
The behaviour of pupils is good around the school.	4	0	45	30	30	34	16	33	5	3	0	0
I feel safe at breaktimes and around the school.	49	19	39	64	9	16	1	0	1	0	0	0
I think adults in the school care about me.	12	4	34	28	37	49	9	13	8	4	0	0
Personal Development												
The school teaches me about British values such as democracy, individual liberty and respect.	12	10	43	51	28	28	13	9	4	1	0	0
The school helps me to develop my knowledge of human creativity and achievement.	8	7	64	45	16	39	12	7	0	1	0	0
I am taught to respect people from different backgrounds and treat everyone equally.	54	46	41	48	4	3	1	1	0	1	0	0
The school helps me to develop positive relationships with people in the school.	13	9	50	36	21	36	16	19	0	0	0	0
The school teaches me to know the difference between right and wrong.	28	18	51	55	13	15	7	12	1	0	0	0
I am expected to be resilient and persevere when faced with challenges.	17	8	63	59	16	29	4	5	0	0	0	0
There are opportunities for me to make a positive contribution in my class.	22	10	59	67	14	16	5	4	0	1	0	0
There are opportunities for me to make a positive contribution in the school.	20	15	58	54	14	21	7	9	1	1	0	0
There are opportunities for me to make a positive contribution to the community	5	7	42	28	36	37	11	21	7	6	0	0
The school asks for my views about important things in the school.	8	7	36	25	26	22	21	37	9	7	0	0
There are a variety of activities outside of lessons for pupils to be involved in.	39	28	46	58	11	12	3	1	1	0	0	0
I take part in activities outside lessons.	30	25	34	36	4	10	18	16	13	12	0	0
The school teaches me to understand and deal with a variety of risks in everyday life.	12	10	51	45	21	30	11	9	5	6	0	0
The school encourages and helps me to look after my physical health and take	14	10	53	49	20	19	11	18	3	3	0	0
The school encourages and helps me to eat and drink healthy things.	12	6	22	33	45	28	17	24	4	9	0	0
The school encourages and helps me to look after my emotional and mental health	16	9	50	45	24	25	5	13	5	7	0	0
The school provides me with information, advice and support about relationships and	14	7	55	54	24	22	4	10	3	6	0	0
The school informs me of the dangers from smoking or misusing substances such as	24	17	47	55	14	15	12	12	3	2	0	0
If I have a general problem, I know that there is a teacher or another adult that I	17	21	49	36	20	26	5	9	9	8	0	0
The school helps me to prepare for my next steps, in school or beyond.	8	13	53	37	26	27	4	16	9	6	0	0

Year 10: - Gender Differences
Number of Respondents by Gender
Performance Criteria

	Number of Respondents											
	St Agree		Agree		NAND		Disagree		St Disagree		No Resp.	
	B	G	B	G	B	G	B	G	B	G	B	G
Quality of Education												
I enjoy being at school.	7	4	48	37	13	13	6	11	2	1	0	0
I am expected to do my best in all lessons.	24	25	47	40	5	2	0	0	0	0	0	0
Teachers and other adults help me to do my best in all lessons.	10	6	52	46	11	12	3	3	0	0	0	0
Teachers have good knowledge in the subjects they teach.	23	14	42	34	8	16	3	3	0	0	0	0
Teachers set challenging work in all lessons.	12	9	45	38	12	14	4	6	3	0	0	0
Teachers encourage me to participate in lessons and listen to what I have to say.	9	5	51	36	12	17	4	8	0	0	0	0
I enjoy learning at this school	6	8	47	32	17	18	5	6	1	2	0	0
I am clear about what I am learning about and why.	14	4	52	35	7	21	3	7	0	0	0	0
I can see how my learning has a sequence designed to build skills and knowledge.	13	4	42	35	13	16	6	11	1	1	0	0
I am encouraged to apply my skills and knowledge in new situations.	15	11	46	41	10	13	4	2	0	0	0	0
I get the chance to go over previous topics and recap learning.	12	15	48	35	11	8	5	9	0	0	0	0
Teachers regularly tell me how well I am doing.	10	5	31	24	22	19	12	17	1	2	0	0
Teachers regularly tell me what I need to do to improve	7	6	39	33	22	17	8	10	0	1	0	0
I am making good progress	18	6	41	28	16	30	0	3	0	0	0	0
Behaviour and Attitudes												
There are clear expectations and rules about behaviour.	33	29	37	34	4	3	2	1	0	0	0	0
The behaviour routines are fairly applied by all staff.	5	9	41	23	12	20	15	13	3	2	0	0
I am not bullied or harassed at school.	55	29	9	26	5	6	3	5	4	1	0	0
If bullying, harassment and racism occurs, the school is good at dealing with it.	11	4	29	11	21	25	9	18	6	9	0	0
In lessons I can learn well because other pupils behave sensibly.	4	1	36	17	18	28	14	17	4	4	0	0
I feel safe in lessons.	28	10	32	43	12	11	3	2	1	0	0	0

Year 10: - Gender Differences

Number of Respondents by Gender - Continued

Performance Criteria	Number of Respondents											
	St Agree		Agree		NAND		Disagree		St Disagree		No Resp.	
	B	G	B	G	B	G	B	G	B	G	B	G
The behaviour of pupils is good around the school.	3	0	34	20	23	23	12	22	4	2	0	0
I feel safe at breaktimes and around the school.	37	13	29	43	7	11	1	0	1	0	0	0
I think adults in the school care about me.	9	3	26	19	28	33	7	9	6	3	0	0
Personal Development												
The school teaches me about British values such as democracy, individual liberty and respect.	9	7	32	34	21	19	10	6	3	1	0	0
The school helps me to develop my knowledge of human creativity and achievement.	6	5	49	30	12	26	9	5	0	1	0	0
I am taught to respect people from different backgrounds and treat everyone equally.	41	31	31	32	3	2	1	1	0	1	0	0
The school helps me to develop positive relationships with people in the school.	10	6	38	24	16	24	12	13	0	0	0	0
The school teaches me to know the difference between right and wrong.	21	12	39	37	10	10	5	8	1	0	0	0
I am expected to be resilient and persevere when faced with challenges.	13	5	48	39	12	19	3	3	0	0	0	0
There are opportunities for me to make a positive contribution in my class.	16	7	44	45	10	11	4	3	0	1	0	0
There are opportunities for me to make a positive contribution in the school.	15	10	44	36	11	14	5	6	1	1	0	0
There are opportunities for me to make a positive contribution to the community	4	5	32	19	27	25	8	14	5	4	0	0
The school asks for my views about important things in the school.	6	5	27	17	20	15	16	25	7	5	0	0
There are a variety of activities outside of lessons for pupils to be involved in.	30	19	35	39	8	8	2	1	1	0	0	0
I take part in activities outside lessons.	23	17	26	24	3	7	14	11	10	8	0	0
The school teaches me to understand and deal with a variety of risks in everyday life.	9	7	39	30	16	20	8	6	4	4	0	0
The school encourages and helps me to look after my physical health and take	11	7	40	33	15	13	8	12	2	2	0	0
The school encourages and helps me to eat and drink healthy things.	9	4	17	22	34	19	13	16	3	6	0	0
The school encourages and helps me to look after my emotional and mental health and wellbeing.	12	6	38	30	18	17	4	9	4	5	0	0
The school provides me with information, advice and support about relationships and sexual health.	11	5	42	36	18	15	3	7	2	4	0	0
The school informs me of the dangers from smoking or misusing substances such as alcohol or drugs.	18	11	36	36	11	10	9	8	2	1	0	0
If I have a general problem, I know that there is a teacher or another adult that I can talk to.	13	14	37	24	15	17	4	6	7	5	0	0
The school helps me to prepare for my next steps, in school or beyond.	6	9	40	25	20	18	3	11	7	4	0	0

Year 10: - Gender Differences

Percentage of Respondents by Gender

Performance Criteria

Percentage of Respondents

	Agree		NAND		Disagree		No Resp.	
	B	G	B	G	B	G	B	G
Quality of Education								
I enjoy being at school.	72	62	17	20	11	18	0	0
I am expected to do my best in all lessons.	93	97	7	3	0	0	0	0
Teachers and other adults help me to do my best in all lessons.	82	78	14	18	4	4	0	0
Teachers have good knowledge in the subjects they teach.	86	72	11	24	4	4	0	0
Teachers set challenging work in all lessons.	75	70	16	21	9	9	0	0
Teachers encourage me to participate in lessons and listen to what I have to say.	79	62	16	26	5	12	0	0
I enjoy learning at this school	70	61	22	27	8	12	0	0
I am clear about what I am learning about and why.	87	58	9	31	4	10	0	0
I can see how my learning has a sequence designed to build skills and knowledge.	73	58	17	24	9	18	0	0
I am encouraged to apply my skills and knowledge in new situations.	81	78	13	19	5	3	0	0
I get the chance to go over previous topics and recap learning.	79	75	14	12	7	13	0	0
Teachers regularly tell me how well I am doing.	54	43	29	28	17	28	0	0
Teachers regularly tell me what I need to do to improve	61	58	29	25	11	16	0	0
I am making good progress	79	51	21	45	0	4	0	0
Behaviour and Attitudes								
There are clear expectations and rules about behaviour.	92	94	5	4	3	1	0	0
The behaviour routines are fairly applied by all staff.	61	48	16	30	24	22	0	0
I am not bullied or harassed at school.	84	82	7	9	9	9	0	0
If bullying, harassment and racism occurs, the school is good at dealing with it.	53	22	28	37	20	40	0	0
In lessons I can learn well because other pupils behave sensibly.	53	27	24	42	24	31	0	0
I feel safe in lessons.	79	80	16	17	5	3	0	0

Year 10: - Gender Differences

Percentage of Respondents by Gender - Continued

Performance Criteria

Percentage of Respondents

	Agree		Don't Know		Disagree		No Resp.	
	B	G	B	G	B	G	B	G
The behaviour of pupils is good around the school.	49	30	30	34	21	36	0	0
I feel safe at breaktimes and around the school.	88	84	9	16	3	0	0	0
I think adults in the school care about me.	46	33	37	49	17	18	0	0
Personal Development								
The school teaches me about British values such as democracy, individual liberty and respect.	55	61	28	28	17	10	0	0
The school helps me to develop my knowledge of human creativity and achievement.	72	52	16	39	12	9	0	0
I am taught to respect people from different backgrounds and treat everyone equally.	95	94	4	3	1	3	0	0
The school helps me to develop positive relationships with people in the school.	63	45	21	36	16	19	0	0
The school teaches me to know the difference between right and wrong.	79	73	13	15	8	12	0	0
I am expected to be resilient and persevere when faced with challenges.	80	67	16	29	4	5	0	0
There are opportunities for me to make a positive contribution in my class.	81	78	14	16	5	6	0	0
There are opportunities for me to make a positive contribution in the school.	78	69	14	21	8	10	0	0
There are opportunities for me to make a positive contribution to the community outside school.	47	36	36	37	17	27	0	0
The school asks for my views about important things in the school.	43	33	26	22	30	45	0	0
There are a variety of activities outside of lessons for pupils to be involved in.	86	87	11	12	4	1	0	0
I take part in activities outside lessons.	64	61	4	10	32	28	0	0
The school teaches me to understand and deal with a variety of risks in everyday life.	63	55	21	30	16	15	0	0
The school encourages and helps me to look after my physical health and take regular exercise.	67	60	20	19	13	21	0	0
The school encourages and helps me to eat and drink healthy things.	34	39	45	28	21	33	0	0
The school encourages and helps me to look after my emotional and mental health and wellbeing.	66	54	24	25	11	21	0	0
The school provides me with information, advice and support about relationships and sexual health.	70	61	24	22	7	16	0	0
The school informs me of the dangers from smoking or misusing substances such as alcohol or drugs.	71	71	14	15	14	14	0	0
If I have a general problem, I know that there is a teacher or another adult that I can talk to.	66	58	20	26	14	17	0	0
The school helps me to prepare for my next steps, in school or beyond.	61	51	26	27	13	22	0	0

Year 10: - Gender Differences
Variations in boys and girls responses

Performance Criteria

Percentage of Respondents

	Agree Overall		NAND		Disagree Overall		No Resp.	
	B	G	B	G	B	G	B	G
Quality of Education								
I enjoy being at school.	+10		-3		-8		+0	
I am expected to do my best in all lessons.	-4		+4		+0		+0	
Teachers and other adults help me to do my best in all lessons.	+4		-3		-1		+0	
Teachers have good knowledge in the subjects they teach.	+14		-13		-1		+0	
Teachers set challenging work in all lessons.	+5		-5		+0		+0	
Teachers encourage me to participate in lessons and listen to what I have to say.	+17		-10		-7		+0	
I enjoy learning at this school	+9		-5		-4		+0	
I am clear about what I am learning about and why.	+29		-22		-7		+0	
I can see how my learning has a sequence designed to build skills and knowledge.	+15		-7		-9		+0	
I am encouraged to apply my skills and knowledge in new situations.	+4		-6		+2		+0	
I get the chance to go over previous topics and recap learning.	+4		+3		-7		+0	
Teachers regularly tell me how well I am doing.	+11		+1		-11		+0	
Teachers regularly tell me what I need to do to improve	+2		+4		-6		+0	
I am making good progress	+28		-23		-4		+0	
Behaviour and Attitudes								
There are clear expectations and rules about behaviour.	-2		+1		+1		+0	
The behaviour routines are fairly applied by all staff.	+13		-14		+1		+0	
I am not bullied or harassed at school.	+2		-2		+0		+0	
If bullying, harassment and racism occurs, the school is good at dealing with it.	+30		-10		-21		+0	
In lessons I can learn well because other pupils behave sensibly.	+26		-18		-8		+0	
I feel safe in lessons.	-1		-1		+2		+0	

Notes:

Positive numbers (+) indicate that more boys than girls gave this response
 Negative numbers (-) indicate that more girls than boys gave this response

Key:

Figures in **red** indicate that the difference between boys and girls is greater than 25
 Figures in **green** indicate that the difference between boys and girls is between 15 and 25

Year 10: - Gender Differences
Variations in boys and girls responses - Continued

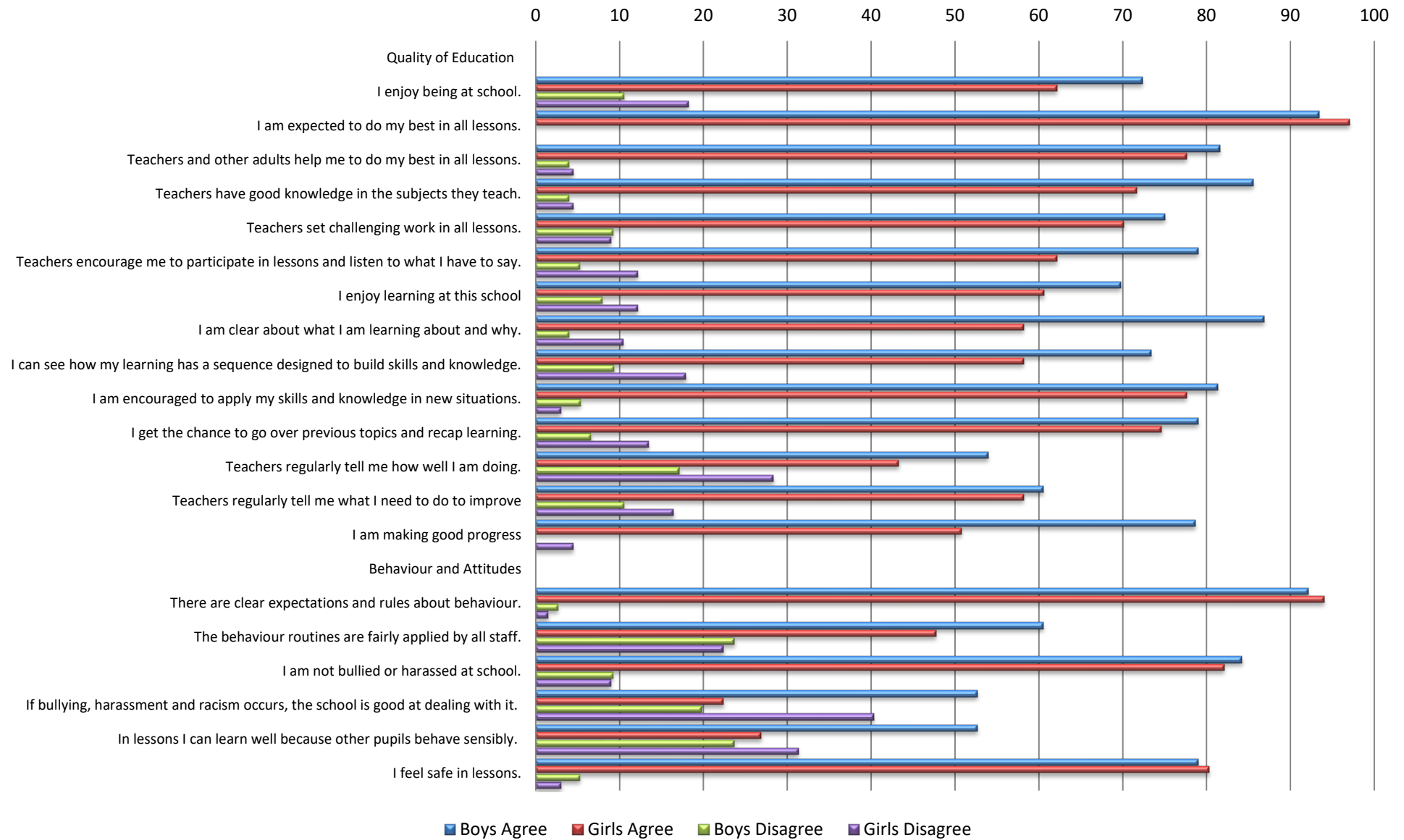
Performance Criteria

Percentage of Respondents

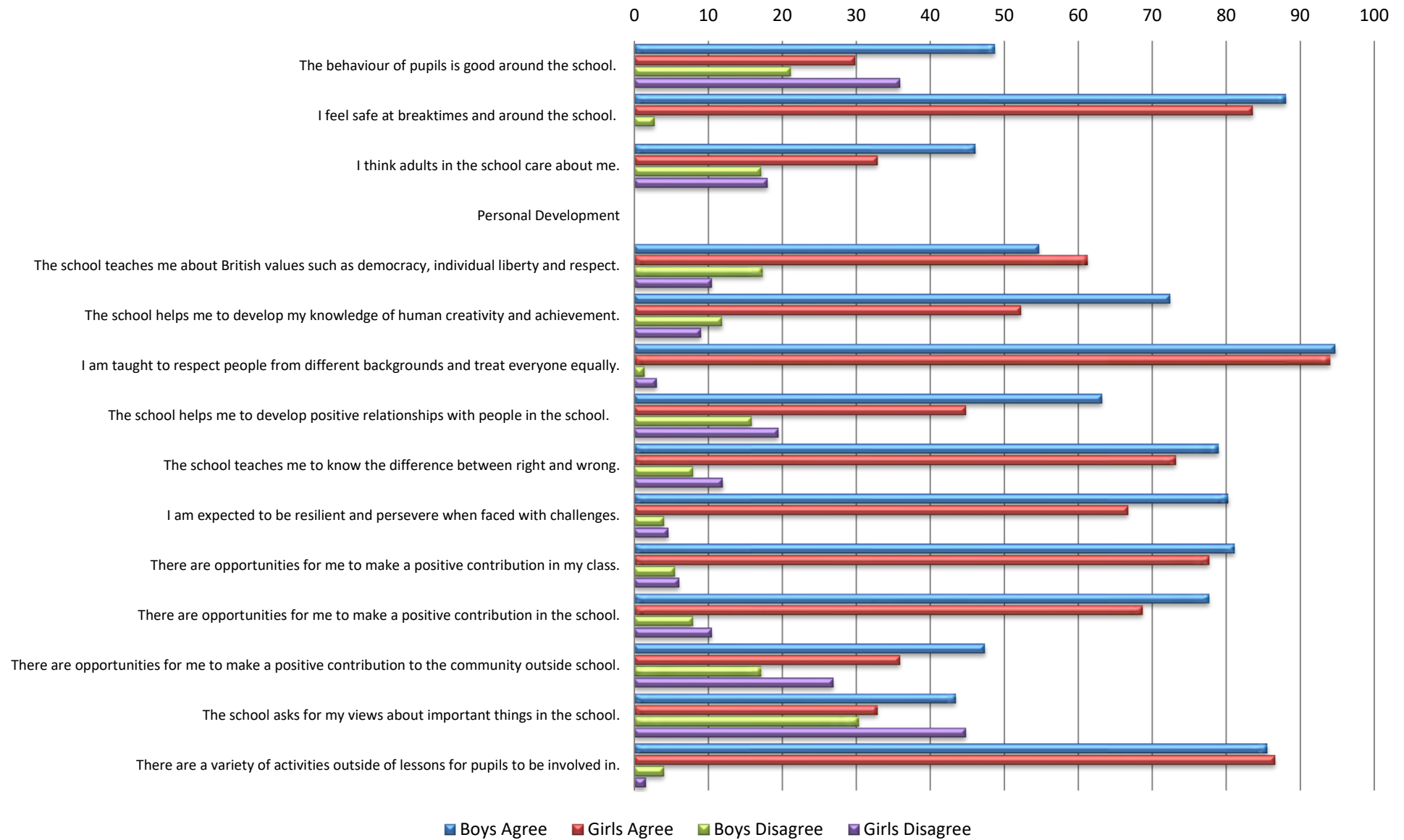
	Agree Overall		Don't Know		Disagree Overall		No Resp.	
	B	G	B	G	B	G	B	G
	The behaviour of pupils is good around the school.	+19		-4		-15		+0
I feel safe at breaktimes and around the school.	+4		-7		+3		+0	
I think adults in the school care about me.	+13		-12		-1		+0	
Personal Development								
The school teaches me about British values such as democracy, individual liberty and respect.	-7		-0		+7		+0	
The school helps me to develop my knowledge of human creativity and achievement.	+20		-23		+3		+0	
I am taught to respect people from different backgrounds and treat everyone equally.	+1		+1		-2		+0	
The school helps me to develop positive relationships with people in the school.	+18		-15		-4		+0	
The school teaches me to know the difference between right and wrong.	+6		-2		-4		+0	
I am expected to be resilient and persevere when faced with challenges.	+14		-13		-1		+0	
There are opportunities for me to make a positive contribution in my class.	+3		-3		-1		+0	
There are opportunities for me to make a positive contribution in the school.	+9		-6		-3		+0	
There are opportunities for me to make a positive contribution to the community outside school.	+12		-2		-10		+0	
The school asks for my views about important things in the school.	+11		+4		-15		+0	
There are a variety of activities outside of lessons for pupils to be involved in.	-1		-1		+2		+0	
I take part in activities outside lessons.	+3		-7		+3		+0	
The school teaches me to understand and deal with a variety of risks in everyday life.	+8		-9		+1		+0	
The school encourages and helps me to look after my physical health and take regular exercise.	+7		+0		-8		+0	
The school encourages and helps me to eat and drink healthy things.	-5		+16		-12		+0	
The school encourages and helps me to look after my emotional and mental health and wellbeing.	+12		-2		-10		+0	
The school provides me with information, advice and support about relationships and sexual health.	+9		+1		-10		+0	
The school informs me of the dangers from smoking or misusing substances such as alcohol or drugs.	-0		-1		+1		+0	
If I have a general problem, I know that there is a teacher or another adult that I can talk to.	+8		-6		-2		+0	
The school helps me to prepare for my next steps, in school or beyond.	+10		-1		-9		+0	

Notes:
 Positive numbers (+) indicate that more boys than girls gave this response
 Negative numbers (-) indicate that more girls than boys gave this response
Key:
 Figures in red indicate that the difference between boys and girls is greater than 25
 Figures in green indicate that the difference between boys and girls is between 15 and 25

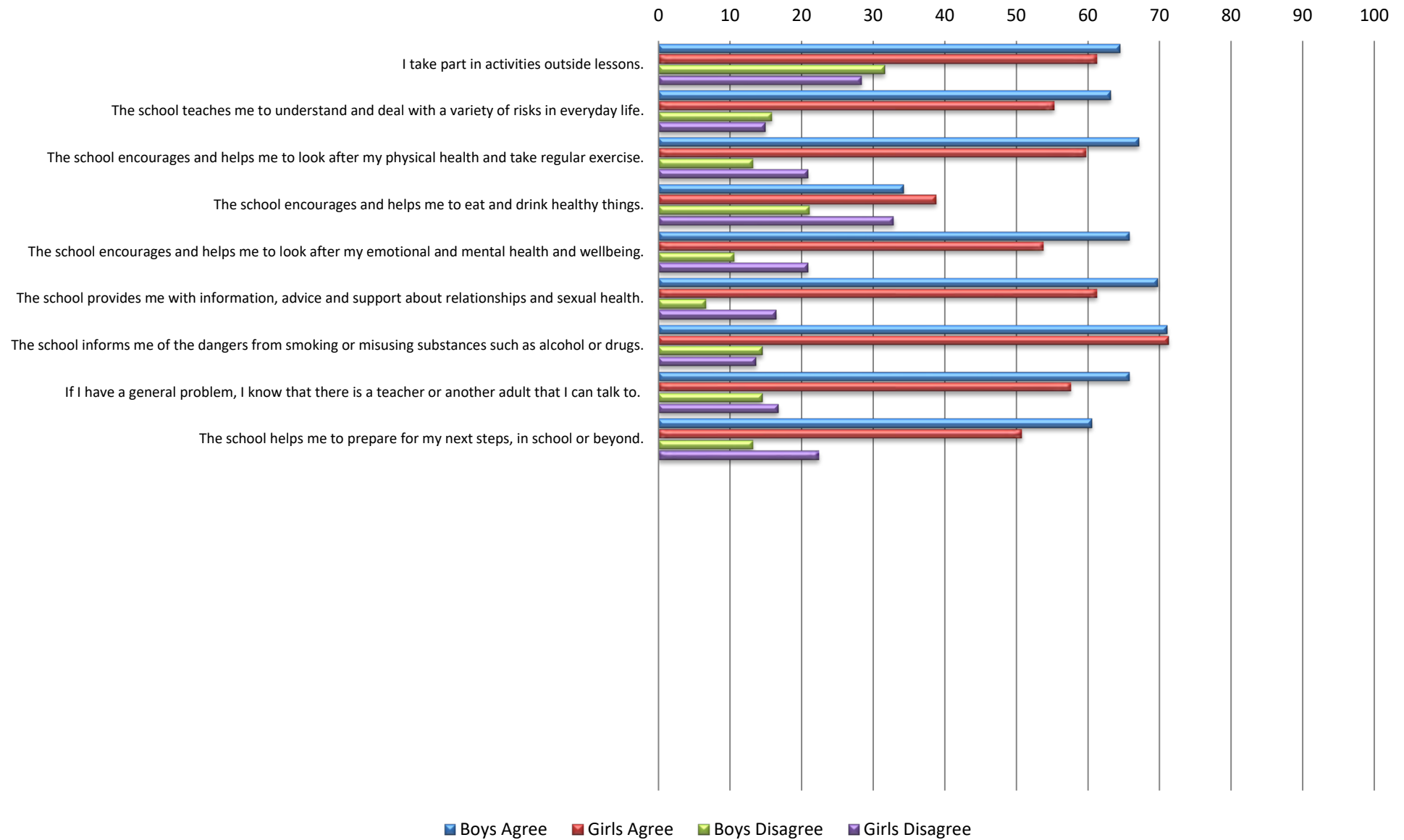
Year 10 - Gender Differences



Year 10 - Gender Differences



Year 10 - Gender Differences



FOR SCHOOLS - PUPIL VOICE

Pupil Attitudinal Survey - Summary Report

School: **Goldington Academy**

Date of Report: **26/10/2021**

Cohort: **Year 11**

Number of respondents: **131**

Percentage of Respondents Performance Criteria

	Percentage of Respondents						Overall Strength	Overall Weakness
	SA	A	NAND	D	SD	NR		
Quality of Education								
I enjoy being at school.	8	59	18	12	2	0	68	15
I am expected to do my best in all lessons.	42	52	6	0	0	0	94	0
Teachers and other adults help me to do my best in all lessons.	24	58	13	5	0	0	82	5
Teachers have good knowledge in the subjects they teach.	35	56	6	2	0	0	92	2
Teachers set challenging work in all lessons.	16	65	15	5	0	0	81	5
Teachers encourage me to participate in lessons and listen to what I have to say.	16	61	17	5	1	0	77	6
I enjoy learning at this school	12	62	20	5	2	0	74	6
I am clear about what I am learning about and why.	17	60	13	10	0	0	77	10
I can see how my learning has a sequence designed to build skills and knowledge.	15	55	25	5	2	0	69	6
I am encouraged to apply my skills and knowledge in new situations.	14	64	18	4	1	0	78	5
I get the chance to go over previous topics and recap learning.	19	60	15	5	2	0	79	7
Teachers regularly tell me how well I am doing.	7	37	35	18	4	0	44	22
Teachers regularly tell me what I need to do to improve	13	47	20	17	3	0	60	20
I am making good progress	17	45	33	5	0	0	62	5
Behaviour and Attitudes								
There are clear expectations and rules about behaviour.	44	50	7	0	0	0	93	0
The behaviour routines are fairly applied by all staff.	12	51	20	17	0	0	63	17
I am not bullied or harassed at school.	58	27	9	2	4	0	85	5
If bullying, harassment and racism occurs, the school is good at dealing with it.	14	31	40	11	5	0	44	16
In lessons I can learn well because other pupils behave sensibly.	3	50	30	16	1	0	53	17
I feel safe in lessons.	40	45	12	3	0	0	85	3

Key: SA=Strongly Agree, A=Agree, NAND = Neither Agree nor Disagree, D=Disagree, SD=Strongly Disagree, NR=No Response or unclear response

Notes: **Dark Blue:** Overall Strength = Greater than 85%, **Light Blue:** Overall Strength = 70% - 85%, **Red:** Overall Weakness = Greater than 50%, **Green:** Overall Weakness = 40% - 50%

Year 11:

Number of Respondents

Performance Criteria

(Figures in red are the modal response)

Number of Respondents

	SA	A	NAND	D	SD	NR	Strength	Weakness
Quality of Education								
I enjoy being at school.	11	77	23	16	3	0	88	19
I am expected to do my best in all lessons.	55	68	8	0	0	0	123	0
Teachers and other adults help me to do my best in all lessons.	31	76	17	7	0	0	107	7
Teachers have good knowledge in the subjects they teach.	46	74	8	3	0	0	120	3
Teachers set challenging work in all lessons.	21	84	19	6	0	0	105	6
Teachers encourage me to participate in lessons and listen to what I have to say.	21	80	22	7	1	0	101	8
I enjoy learning at this school	16	81	26	6	2	0	97	8
I am clear about what I am learning about and why.	22	79	17	13	0	0	101	13
I can see how my learning has a sequence designed to build skills and knowledge.	19	71	32	6	2	0	90	8
I am encouraged to apply my skills and knowledge in new situations.	18	84	23	5	1	0	102	6
I get the chance to go over previous topics and recap learning.	25	78	19	7	2	0	103	9
Teachers regularly tell me how well I am doing.	9	48	45	23	5	0	57	28
Teachers regularly tell me what I need to do to improve	17	62	26	22	4	0	79	26
I am making good progress	22	59	43	6	0	0	81	6
Behaviour and Attitudes								
There are clear expectations and rules about behaviour.	57	65	9	0	0	0	122	0
The behaviour routines are fairly applied by all staff.	16	67	26	22	0	0	83	22
I am not bullied or harassed at school.	76	36	12	2	5	0	112	7
If bullying, harassment and racism occurs, the school is good at dealing with it.	18	40	52	15	6	0	58	21
In lessons I can learn well because other pupils behave sensibly.	4	66	39	21	1	0	70	22
I feel safe in lessons.	52	59	16	4	0	0	111	4

Key: SA=Strongly Agree, A=Agree, NAND = Neither Agree nor Disagree, D=Disagree, SD=Strongly Disagree, NR=No Response or unclear response

Year 11:

Number of Respondents - Continued

Performance Criteria

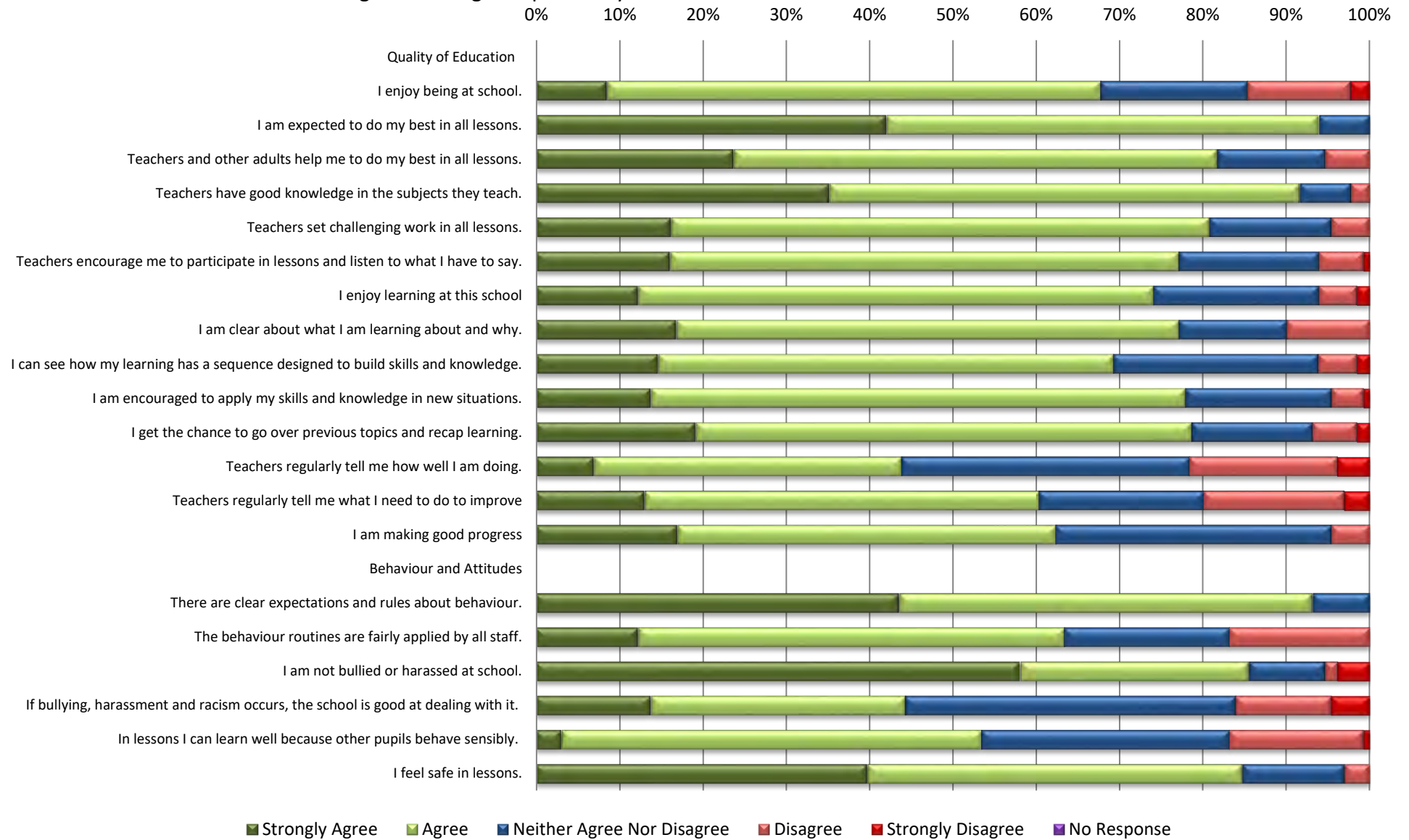
(Figures in red are the modal response)

Number of Respondents

	SA	A	NAND	D	SD	NR	Overall Strength	Overall Weakness
The behaviour of pupils is good around the school.	9	51	57	12	2	0	60	14
I feel safe at breaktimes and around the school.	53	62	12	4	0	0	115	4
I think adults in the school care about me.	16	55	46	9	5	0	71	14
Personal Development								
The school teaches me about British values such as democracy, individual liberty and respect.	15	62	34	20	0	0	77	20
The school helps me to develop my knowledge of human creativity and achievement.	12	67	30	20	2	0	79	22
I am taught to respect people from different backgrounds and treat everyone equally.	65	59	4	3	0	0	124	3
The school helps me to develop positive relationships with people in the school.	17	77	28	7	2	0	94	9
The school teaches me to know the difference between right and wrong.	29	75	24	3	0	0	104	3
I am expected to be resilient and persevere when faced with challenges.	32	82	15	2	0	0	114	2
There are opportunities for me to make a positive contribution in my class.	24	83	17	7	0	0	107	7
There are opportunities for me to make a positive contribution in the school.	28	77	21	4	1	0	105	5
There are opportunities for me to make a positive contribution to the community outside school.	17	44	50	17	3	0	61	20
The school asks for my views about important things in the school.	14	47	31	33	6	0	61	39
There are a variety of activities outside of lessons for pupils to be involved in.	45	67	16	3	0	0	112	3
I take part in activities outside lessons.	31	37	11	39	11	0	68	50
The school teaches me to understand and deal with a variety of risks in everyday life.	16	61	36	16	2	0	77	18
The school encourages and helps me to look after my physical health and take regular exercise.	21	70	24	14	2	0	91	16
The school encourages and helps me to eat and drink healthy things.	13	37	44	30	7	0	50	37
The school encourages and helps me to look after my emotional and mental health and wellbeing.	18	64	28	15	5	0	82	20
The school provides me with information, advice and support about relationships and sexual health.	9	37	23	32	30	0	46	62
The school informs me of the dangers from smoking or misusing substances such as alcohol or drugs.	0	0	0	0	0	0	0	0
If I have a general problem, I know that there is a teacher or another adult that I can talk to.	0	0	0	0	0	0	0	0
The school helps me to prepare for my next steps, in school or beyond.	0	0	0	0	0	0	0	0
Key: SA=Strongly Agree, A=Agree, NAND = Neither Agree nor Disagree, D=Disagree, SD=Strongly Disagree, NR=No Response or unclear response								

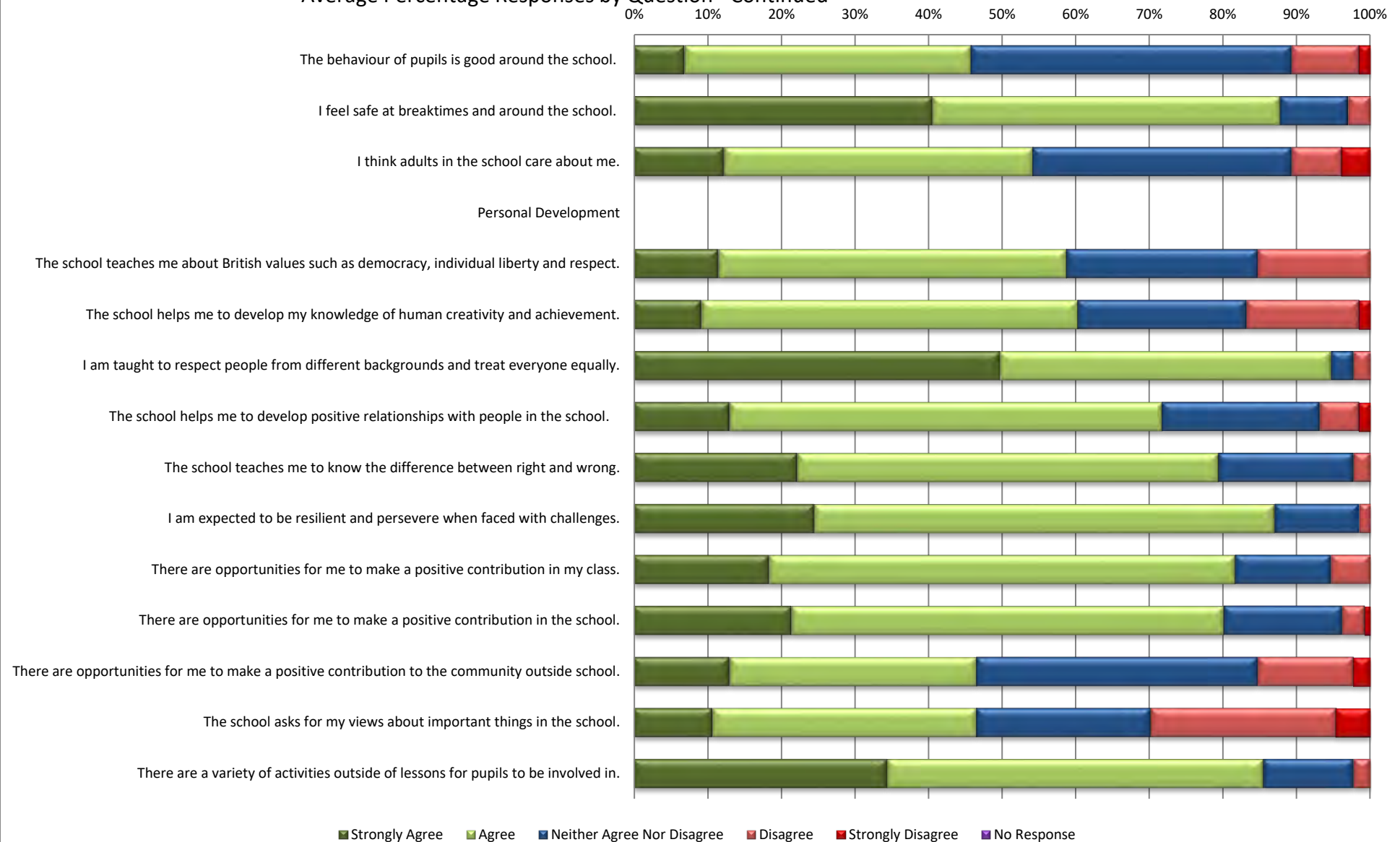
Year 11 -

Average Percentage Responses by Question

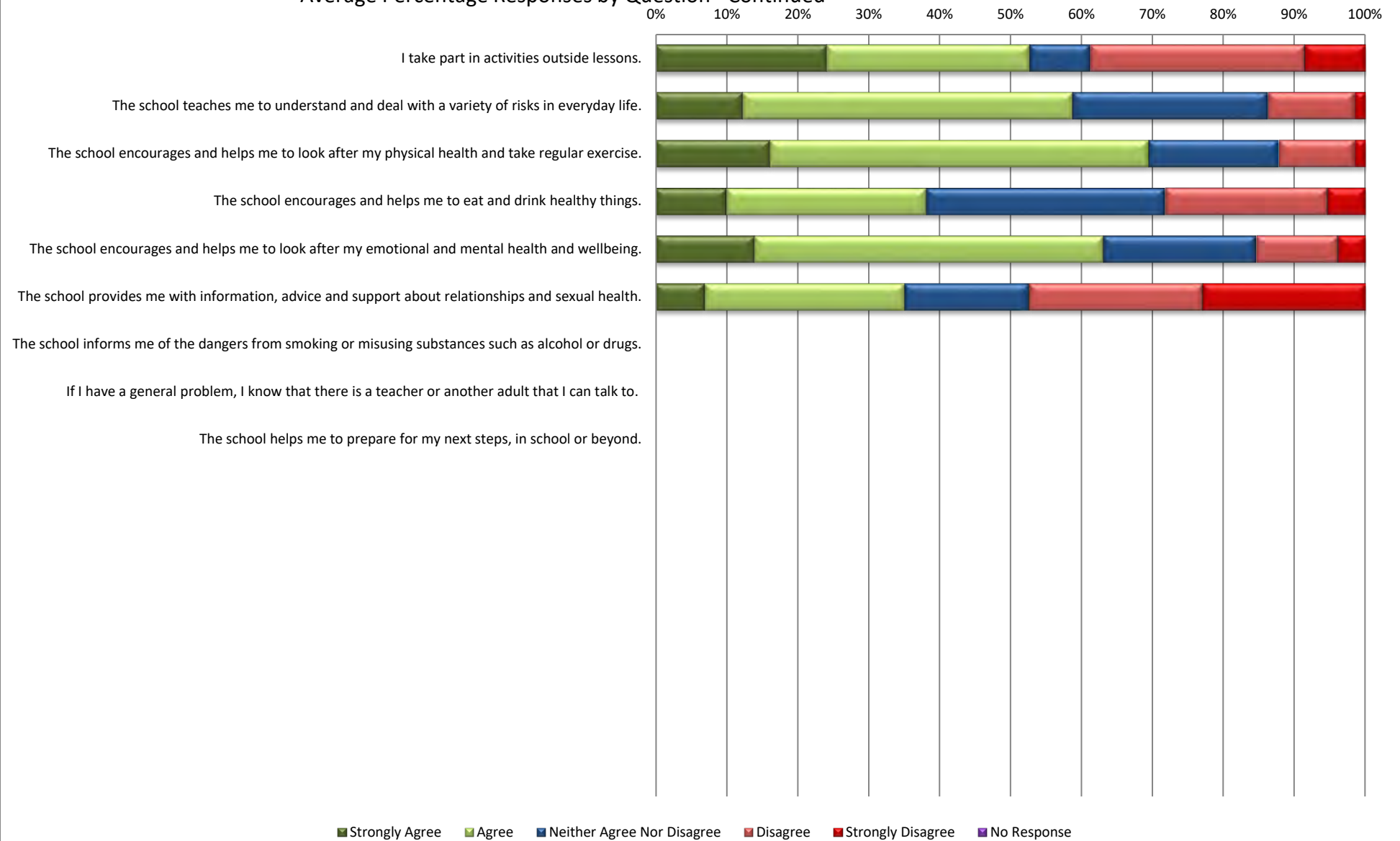


Year 11 -

Average Percentage Responses by Question - Continued



Year 11 - Average Percentage Responses by Question - Continued



FOR SCHOOLS - PUPIL VOICE

Pupil Attitudinal Survey - Summary Report

School: **Goldington Academy**

Date of Report: **26/10/2021**

Cohort: **Year 11**

Number of respondents: **131**

Percentage of Respondents by Gender Performance Criteria

	Percentage of Respondents											
	St Agree		Agree		NAND		Disagree		St Disagree		No Resp.	
	B	G	B	G	B	G	B	G	B	G	B	G
Quality of Education												
I enjoy being at school.	8	9	64	53	17	19	10	16	1	3	0	0
I am expected to do my best in all lessons.	44	39	49	56	7	5	0	0	0	0	0	0
Teachers and other adults help me to do my best in all lessons.	26	20	57	59	11	15	6	5	0	0	0	0
Teachers have good knowledge in the subjects they teach.	44	24	47	68	6	7	3	2	0	0	0	0
Teachers set challenging work in all lessons.	19	12	61	69	15	14	4	5	0	0	0	0
Teachers encourage me to participate in lessons and listen to what I have to say.	19	12	60	63	14	20	6	5	1	0	0	0
I enjoy learning at this school	15	8	65	58	15	25	4	5	0	3	0	0
I am clear about what I am learning about and why.	26	5	54	68	10	17	10	10	0	0	0	0
I can see how my learning has a sequence designed to build skills and knowledge.	21	7	48	63	27	22	1	8	3	0	0	0
I am encouraged to apply my skills and knowledge in new situations.	18	8	61	68	13	24	7	0	1	0	0	0
I get the chance to go over previous topics and recap learning.	18	20	63	56	17	12	1	10	1	2	0	0
Teachers regularly tell me how well I am doing.	10	3	39	34	29	41	19	16	3	5	0	0
Teachers regularly tell me what I need to do to improve	17	8	46	49	21	19	13	22	4	2	0	0
Behaviour and Attitudes												
I am making good progress	21	12	49	41	25	43	6	3	0	0	0	0
There are clear expectations and rules about behaviour.	47	39	46	54	7	7	0	0	0	0	0	0
The behaviour routines are fairly applied by all staff.	15	8	51	51	17	24	17	17	0	0	0	0
I am not bullied or harassed at school.	64	51	21	36	10	8	1	2	4	3	0	0
If bullying, harassment and racism occurs, the school is good at dealing with it.	19	7	26	36	40	39	13	10	1	8	0	0
In lessons I can learn well because other pupils behave sensibly.	4	2	53	47	26	34	15	17	1	0	0	0
I feel safe in lessons.	49	29	39	53	10	15	3	3	0	0	0	0

Year 11: - Gender Differences
Percentage of Respondents by Gender - Continued

Performance Criteria

Percentage of Respondents

	St Agree		Agree		NAND		Disagree		St Disagree		No Resp.	
	B	G	B	G	B	G	B	G	B	G	B	G
The behaviour of pupils is good around the school.	10	3	42	36	38	51	10	8	1	2	0	0
I feel safe at breaktimes and around the school.	49	31	38	59	8	10	6	0	0	0	0	0
I think adults in the school care about me.	15	8	40	44	33	37	6	8	6	2	0	0
Personal Development												
The school teaches me about British values such as democracy, individual liberty and respect.	14	8	49	46	29	22	8	24	0	0	0	0
The school helps me to develop my knowledge of human creativity and achievement.	13	5	51	51	24	22	11	20	1	2	0	0
I am taught to respect people from different backgrounds and treat everyone equally.	51	47	43	47	3	3	3	2	0	0	0	0
The school helps me to develop positive relationships with people in the school.	17	8	53	66	21	22	7	3	3	0	0	0
The school teaches me to know the difference between right and wrong.	28	15	53	63	17	20	3	2	0	0	0	0
I am expected to be resilient and persevere when faced with challenges.	21	29	67	58	11	12	1	2	0	0	0	0
There are opportunities for me to make a positive contribution in my class.	26	8	56	73	13	14	6	5	0	0	0	0
There are opportunities for me to make a positive contribution in the school.	25	17	58	59	11	22	4	2	1	0	0	0
There are opportunities for me to make a positive contribution to the community	17	8	31	37	42	34	8	19	3	2	0	0
The school asks for my views about important things in the school.	8	14	36	36	24	24	24	27	8	0	0	0
There are a variety of activities outside of lessons for pupils to be involved in.	38	31	47	56	14	10	1	3	0	0	0	0
I take part in activities outside lessons.	24	24	34	22	6	12	24	37	11	5	0	0
The school teaches me to understand and deal with a variety of risks in everyday life.	15	8	51	41	25	31	6	20	3	0	0	0
The school encourages and helps me to look after my physical health and take	17	15	50	58	18	19	13	8	3	0	0	0
The school encourages and helps me to eat and drink healthy things.	14	5	25	32	31	37	22	24	8	2	0	0
The school encourages and helps me to look after my emotional and mental health	18	9	54	43	17	28	7	17	4	3	0	0
The school provides me with information, advice and support about relationships and	10	3	32	24	19	15	14	37	25	20	0	0
The school informs me of the dangers from smoking or misusing substances such as	###	##	##	##	##	##	##	##	##	##	##	##
If I have a general problem, I know that there is a teacher or another adult that I	###	##	##	##	##	##	##	##	##	##	##	##
The school helps me to prepare for my next steps, in school or beyond.	###	##	##	##	##	##	##	##	##	##	##	##

Year 11: - Gender Differences
Number of Respondents by Gender
Performance Criteria

	Number of Respondents											
	St Agree		Agree		NAND		Disagree		St Disagree		No Resp.	
	B	G	B	G	B	G	B	G	B	G	B	G
Quality of Education												
I enjoy being at school.	6	5	46	31	12	11	7	9	1	2	0	0
I am expected to do my best in all lessons.	32	23	35	33	5	3	0	0	0	0	0	0
Teachers and other adults help me to do my best in all lessons.	19	12	41	35	8	9	4	3	0	0	0	0
Teachers have good knowledge in the subjects they teach.	32	14	34	40	4	4	2	1	0	0	0	0
Teachers set challenging work in all lessons.	14	7	44	40	11	8	3	3	0	0	0	0
Teachers encourage me to participate in lessons and listen to what I have to say.	14	7	43	37	10	12	4	3	1	0	0	0
I enjoy learning at this school	11	5	47	34	11	15	3	3	0	2	0	0
I am clear about what I am learning about and why.	19	3	39	40	7	10	7	6	0	0	0	0
I can see how my learning has a sequence designed to build skills and knowledge.	15	4	34	37	19	13	1	5	2	0	0	0
I am encouraged to apply my skills and knowledge in new situations.	13	5	44	40	9	14	5	0	1	0	0	0
I get the chance to go over previous topics and recap learning.	13	12	45	33	12	7	1	6	1	1	0	0
Teachers regularly tell me how well I am doing.	7	2	28	20	21	24	14	9	2	3	0	0
Teachers regularly tell me what I need to do to improve	12	5	33	29	15	11	9	13	3	1	0	0
I am making good progress	15	7	35	24	18	25	4	2	0	0	0	0
Behaviour and Attitudes												
There are clear expectations and rules about behaviour.	34	23	33	32	5	4	0	0	0	0	0	0
The behaviour routines are fairly applied by all staff.	11	5	37	30	12	14	12	10	0	0	0	0
I am not bullied or harassed at school.	46	30	15	21	7	5	1	1	3	2	0	0
If bullying, harassment and racism occurs, the school is good at dealing with it.	14	4	19	21	29	23	9	6	1	5	0	0
In lessons I can learn well because other pupils behave sensibly.	3	1	38	28	19	20	11	10	1	0	0	0
I feel safe in lessons.	35	17	28	31	7	9	2	2	0	0	0	0

Year 11: - Gender Differences

Number of Respondents by Gender - Continued

Performance Criteria	Number of Respondents											
	St Agree		Agree		NAND		Disagree		St Disagree		No Resp.	
	B	G	B	G	B	G	B	G	B	G	B	G
The behaviour of pupils is good around the school.	7	2	30	21	27	30	7	5	1	1	0	0
I feel safe at breaktimes and around the school.	35	18	27	35	6	6	4	0	0	0	0	0
I think adults in the school care about me.	11	5	29	26	24	22	4	5	4	1	0	0
Personal Development												
The school teaches me about British values such as democracy, individual liberty and respect.	10	5	35	27	21	13	6	14	0	0	0	0
The school helps me to develop my knowledge of human creativity and achievement.	9	3	37	30	17	13	8	12	1	1	0	0
I am taught to respect people from different backgrounds and treat everyone equally.	37	28	31	28	2	2	2	1	0	0	0	0
The school helps me to develop positive relationships with people in the school.	12	5	38	39	15	13	5	2	2	0	0	0
The school teaches me to know the difference between right and wrong.	20	9	38	37	12	12	2	1	0	0	0	0
I am expected to be resilient and persevere when faced with challenges.	15	17	48	34	8	7	1	1	0	0	0	0
There are opportunities for me to make a positive contribution in my class.	19	5	40	43	9	8	4	3	0	0	0	0
There are opportunities for me to make a positive contribution in the school.	18	10	42	35	8	13	3	1	1	0	0	0
There are opportunities for me to make a positive contribution to the community	12	5	22	22	30	20	6	11	2	1	0	0
The school asks for my views about important things in the school.	6	8	26	21	17	14	17	16	6	0	0	0
There are a variety of activities outside of lessons for pupils to be involved in.	27	18	34	33	10	6	1	2	0	0	0	0
I take part in activities outside lessons.	17	14	24	13	4	7	17	22	8	3	0	0
The school teaches me to understand and deal with a variety of risks in everyday life.	11	5	37	24	18	18	4	12	2	0	0	0
The school encourages and helps me to look after my physical health and take	12	9	36	34	13	11	9	5	2	0	0	0
The school encourages and helps me to eat and drink healthy things.	10	3	18	19	22	22	16	14	6	1	0	0
The school encourages and helps me to look after my emotional and mental health and wellbeing.	13	5	39	25	12	16	5	10	3	2	0	0
The school provides me with information, advice and support about relationships and sexual health.	7	2	23	14	14	9	10	22	18	12	0	0
The school informs me of the dangers from smoking or misusing substances such as alcohol or drugs.	0	0	0	0	0	0	0	0	0	0	0	0
If I have a general problem, I know that there is a teacher or another adult that I can talk to.	0	0	0	0	0	0	0	0	0	0	0	0
The school helps me to prepare for my next steps, in school or beyond.	0	0	0	0	0	0	0	0	0	0	0	0

Year 11: - Gender Differences

Percentage of Respondents by Gender

Performance Criteria

Percentage of Respondents

	Agree		NAND		Disagree		No Resp.	
	B	G	B	G	B	G	B	G
Quality of Education								
I enjoy being at school.	72	62	17	19	11	19	0	0
I am expected to do my best in all lessons.	93	95	7	5	0	0	0	0
Teachers and other adults help me to do my best in all lessons.	83	80	11	15	6	5	0	0
Teachers have good knowledge in the subjects they teach.	92	92	6	7	3	2	0	0
Teachers set challenging work in all lessons.	81	81	15	14	4	5	0	0
Teachers encourage me to participate in lessons and listen to what I have to say.	79	75	14	20	7	5	0	0
I enjoy learning at this school	81	66	15	25	4	8	0	0
I am clear about what I am learning about and why.	81	73	10	17	10	10	0	0
I can see how my learning has a sequence designed to build skills and knowledge.	69	69	27	22	4	8	0	0
I am encouraged to apply my skills and knowledge in new situations.	79	76	13	24	8	0	0	0
I get the chance to go over previous topics and recap learning.	81	76	17	12	3	12	0	0
Teachers regularly tell me how well I am doing.	49	38	29	41	22	21	0	0
Teachers regularly tell me what I need to do to improve	63	58	21	19	17	24	0	0
I am making good progress	69	53	25	43	6	3	0	0
Behaviour and Attitudes								
There are clear expectations and rules about behaviour.	93	93	7	7	0	0	0	0
The behaviour routines are fairly applied by all staff.	67	59	17	24	17	17	0	0
I am not bullied or harassed at school.	85	86	10	8	6	5	0	0
If bullying, harassment and racism occurs, the school is good at dealing with it.	46	42	40	39	14	19	0	0
In lessons I can learn well because other pupils behave sensibly.	57	49	26	34	17	17	0	0
I feel safe in lessons.	88	81	10	15	3	3	0	0

Year 11: - Gender Differences

Percentage of Respondents by Gender - Continued

Performance Criteria

Percentage of Respondents

	Agree		Don't Know		Disagree		No Resp.	
	B	G	B	G	B	G	B	G
	The behaviour of pupils is good around the school.	51	39	38	51	11	10	0
I feel safe at breaktimes and around the school.	86	90	8	10	6	0	0	0
I think adults in the school care about me.	56	53	33	37	11	10	0	0
Personal Development								
The school teaches me about British values such as democracy, individual liberty and respect.	63	54	29	22	8	24	0	0
The school helps me to develop my knowledge of human creativity and achievement.	64	56	24	22	13	22	0	0
I am taught to respect people from different backgrounds and treat everyone equally.	94	95	3	3	3	2	0	0
The school helps me to develop positive relationships with people in the school.	69	75	21	22	10	3	0	0
The school teaches me to know the difference between right and wrong.	81	78	17	20	3	2	0	0
I am expected to be resilient and persevere when faced with challenges.	88	86	11	12	1	2	0	0
There are opportunities for me to make a positive contribution in my class.	82	81	13	14	6	5	0	0
There are opportunities for me to make a positive contribution in the school.	83	76	11	22	6	2	0	0
There are opportunities for me to make a positive contribution to the community outside school.	47	46	42	34	11	20	0	0
The school asks for my views about important things in the school.	44	49	24	24	32	27	0	0
There are a variety of activities outside of lessons for pupils to be involved in.	85	86	14	10	1	3	0	0
I take part in activities outside lessons.	59	46	6	12	36	42	0	0
The school teaches me to understand and deal with a variety of risks in everyday life.	67	49	25	31	8	20	0	0
The school encourages and helps me to look after my physical health and take regular exercise.	67	73	18	19	15	8	0	0
The school encourages and helps me to eat and drink healthy things.	39	37	31	37	31	25	0	0
The school encourages and helps me to look after my emotional and mental health and wellbeing.	72	52	17	28	11	21	0	0
The school provides me with information, advice and support about relationships and sexual health.	42	27	19	15	39	58	0	0
The school informs me of the dangers from smoking or misusing substances such as alcohol or drugs.	##	##	##	##	##	##	##	##
If I have a general problem, I know that there is a teacher or another adult that I can talk to.	##	##	##	##	##	##	##	##
The school helps me to prepare for my next steps, in school or beyond.	##	##	##	##	##	##	##	##

Year 11: - Gender Differences
Variations in boys and girls responses

Performance Criteria

Percentage of Respondents

	Agree Overall		NAND		Disagree Overall		No Resp.	
	B	G	B	G	B	G	B	G
Quality of Education								
I enjoy being at school.	+10		-2		-8		+0	
I am expected to do my best in all lessons.	-2		+2		+0		+0	
Teachers and other adults help me to do my best in all lessons.	+4		-4		+0		+0	
Teachers have good knowledge in the subjects they teach.	+0		-1		+1		+0	
Teachers set challenging work in all lessons.	-0		+1		-1		+0	
Teachers encourage me to participate in lessons and listen to what I have to say.	+5		-6		+2		+0	
I enjoy learning at this school	+14		-10		-4		+0	
I am clear about what I am learning about and why.	+8		-7		-0		+0	
I can see how my learning has a sequence designed to build skills and knowledge.	-0		+5		-4		+0	
I am encouraged to apply my skills and knowledge in new situations.	+3		-11		+8		+0	
I get the chance to go over previous topics and recap learning.	+4		+5		-9		+0	
Teachers regularly tell me how well I am doing.	+11		-12		+2		+0	
Teachers regularly tell me what I need to do to improve	+5		+2		-7		+0	
I am making good progress	+16		-18		+2		+0	
Behaviour and Attitudes								
There are clear expectations and rules about behaviour.	-0		+0		+0		+0	
The behaviour routines are fairly applied by all staff.	+7		-7		-0		+0	
I am not bullied or harassed at school.	-2		+1		+0		+0	
If bullying, harassment and racism occurs, the school is good at dealing with it.	+3		+1		-5		+0	
In lessons I can learn well because other pupils behave sensibly.	+8		-8		-0		+0	
I feel safe in lessons.	+6		-6		-1		+0	

Notes:

Positive numbers (+) indicate that more boys than girls gave this response
 Negative numbers (-) indicate that more girls than boys gave this response

Key:

Figures in **red** indicate that the difference between boys and girls is greater than 25
 Figures in **green** indicate that the difference between boys and girls is between 15 and 25

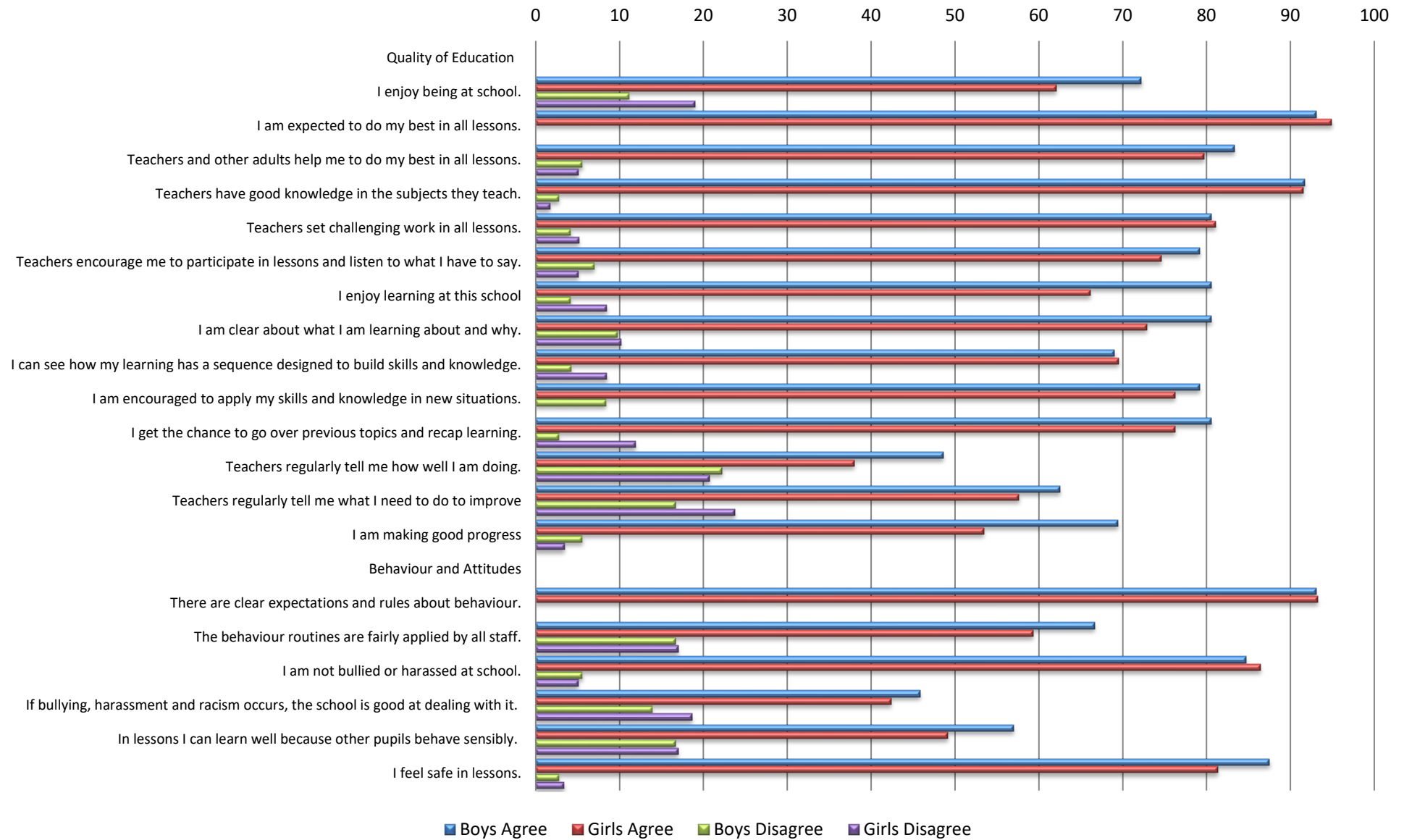
Year 11: - Gender Differences
Variations in boys and girls responses - Continued

Performance Criteria

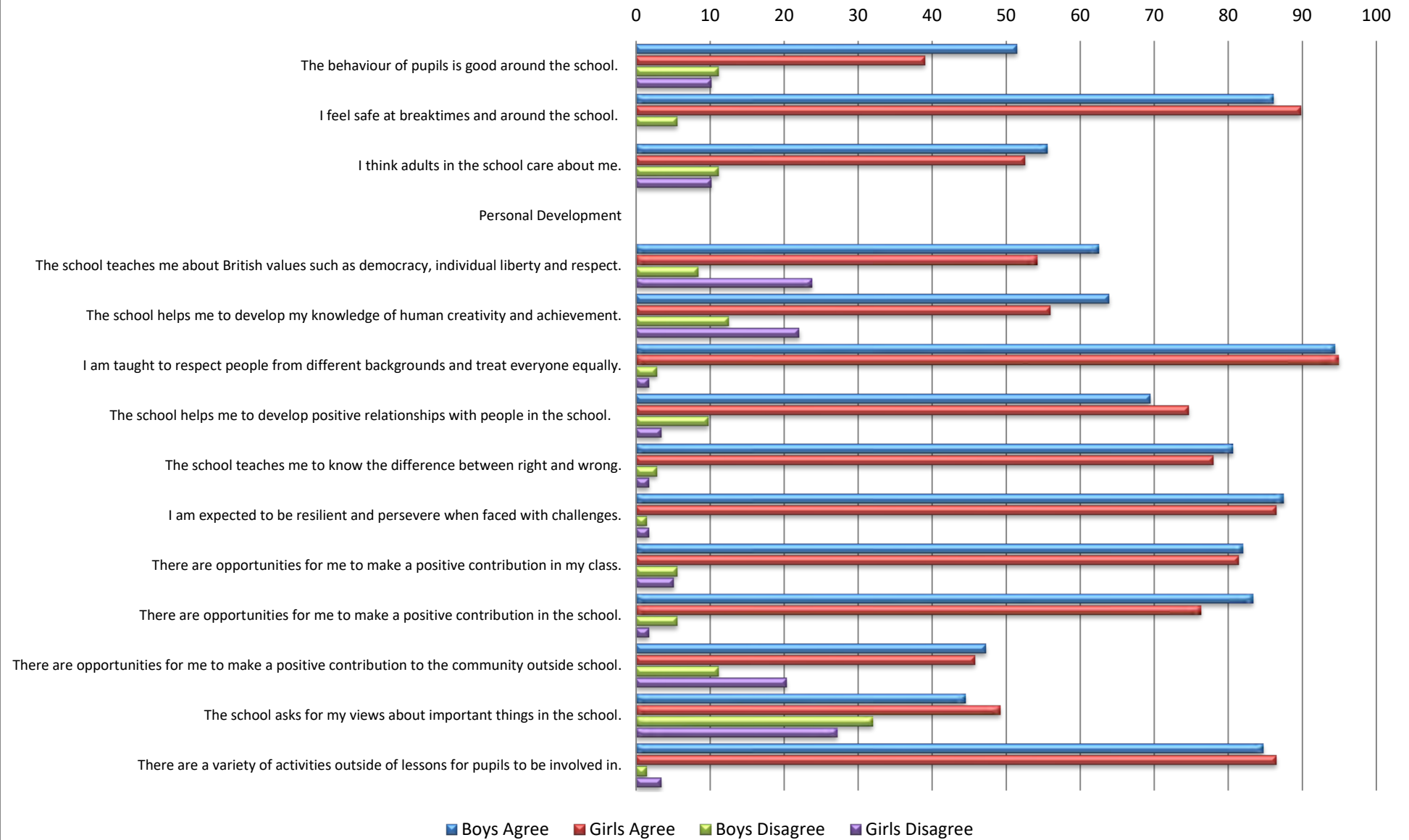
	Percentage of Respondents							
	Agree Overall		Don't Know		Disagree Overall		No Resp.	
	B	G	B	G	B	G	B	G
The behaviour of pupils is good around the school.	+12		-13		+1		+0	
I feel safe at breaktimes and around the school.	-4		-2		+6		+0	
I think adults in the school care about me.	+3		-4		+1		+0	
Personal Development								
The school teaches me about British values such as democracy, individual liberty and respect.	+8		+7		-15		+0	
The school helps me to develop my knowledge of human creativity and achievement.	+8		+2		-10		+0	
I am taught to respect people from different backgrounds and treat everyone equally.	-0		-1		+1		+0	
The school helps me to develop positive relationships with people in the school.	-5		-1		+6		+0	
The school teaches me to know the difference between right and wrong.	+3		-4		+1		+0	
I am expected to be resilient and persevere when faced with challenges.	+1		-1		-0		+0	
There are opportunities for me to make a positive contribution in my class.	+1		-1		+0		+0	
There are opportunities for me to make a positive contribution in the school.	+7		-11		+4		+0	
There are opportunities for me to make a positive contribution to the community outside school.	+1		+8		-9		+0	
The school asks for my views about important things in the school.	-5		-0		+5		+0	
There are a variety of activities outside of lessons for pupils to be involved in.	-2		+4		-2		+0	
I take part in activities outside lessons.	+13		-6		-7		+0	
The school teaches me to understand and deal with a variety of risks in everyday life.	+18		-6		-12		+0	
The school encourages and helps me to look after my physical health and take regular exercise.	-6		-1		+7		+0	
The school encourages and helps me to eat and drink healthy things.	+2		-7		+5		+0	
The school encourages and helps me to look after my emotional and mental health and wellbeing.	+20		-11		-10		+0	
The school provides me with information, advice and support about relationships and sexual health.	+15		+4		-19		+0	
The school informs me of the dangers from smoking or misusing substances such as alcohol or drugs.	#DIV/0!		#DIV/0!		#DIV/0!		#DIV/0!	
If I have a general problem, I know that there is a teacher or another adult that I can talk to.	#DIV/0!		#DIV/0!		#DIV/0!		#DIV/0!	
The school helps me to prepare for my next steps, in school or beyond.	#DIV/0!		#DIV/0!		#DIV/0!		#DIV/0!	

Notes:
 Positive numbers (+) indicate that more boys than girls gave this response
 Negative numbers (-) indicate that more girls than boys gave this response
Key:
 Figures in red indicate that the difference between boys and girls is greater than 25
 Figures in green indicate that the difference between boys and girls is between 15 and 25

Year 11 - Gender Differences



Year 11 - Gender Differences



Year 11 - Gender Differences

