



HOW TO HELP YOUR CHILD IN KEY STAGE 4

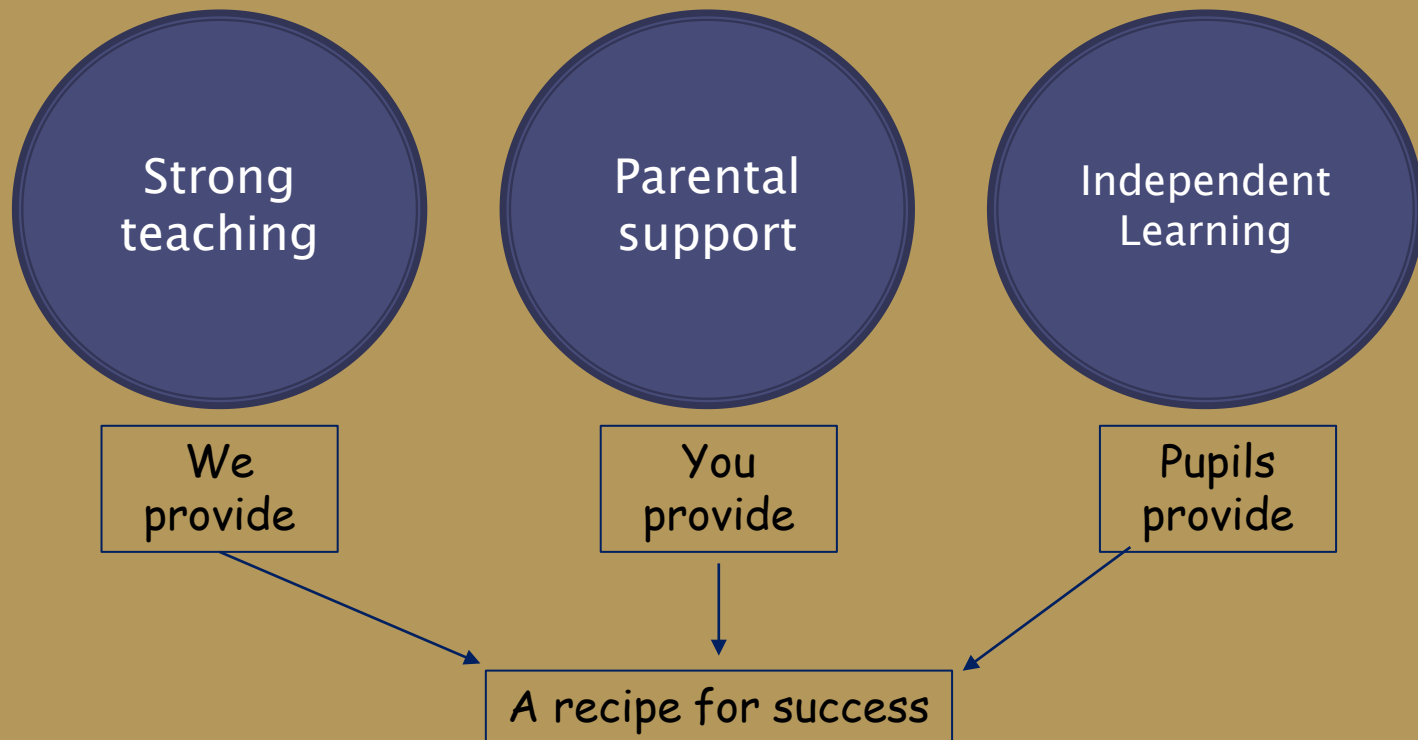
## Year 10 Timeline

Year 10 All Vocational Courses start coursework (60% of final grade)	September
Year 10 Parents evening	2 April
Year 10 Exams	June
Year 10 Progress reports sent home	End of each term
Year 10 Exam results	Week beg 7 July

## Year 11 Timeline

Year 11 Revision sessions begin	October/November
Year 11 Parents evening 1	14 November
Year 11 Progress report 1 with predicted grades	13 November
Year 11 Post 16 applications	November/December
Year 11 Mock exams	Week before and after Christmas holiday
Year 11 Progress report 2 (predicted grades updated)	31 January
Year 11 Parents evening 2	4 February
Year 11 Progress report 3 (predicted grades updated)	May
GCSE and Vocational exams start	May
GCSE and Vocational exams results	21 August

# The secret to academic success



# How do we support your child?

- ▶ Consistently strong teaching by our staff
- ▶ Academic Mentoring programme led by form tutors
- ▶ Homework – deliberately designed to take learning further. Satchel: One to help pupils organise themselves (and parents can monitor homework with their own logins)
- ▶ Revision/Catch up sessions
- ▶ Spaces to work independently before, during and after school
- ▶ Study skills – Core 4
- ▶ Support materials – e.g. student planners, specification requirements, curriculum summaries, past papers, revision books, revision activities, GCSE Pod, etc
- ▶ Website



# Homework and Independent Study

- ▶ Homework has been extensively researched. There is a relatively consistent picture that pupils in schools which give more homework perform better.
- ▶ According to the Education Endowment Foundation (EEF), the impact of homework is, on average, five months of additional progress.

Year	Approximate total time per day
Year 7	1 hour
Year 8	1 hour – 1 hour 30 minutes
Year 9	
Year 10	1 hour 30 minutes – 2 hours
Year 11	

“Study time shouldn’t be a giant big deal that students make a big decision about week to week – it should just be something they always do without question; without thinking too hard about it.”  
(Tom Sherrington)

# Satchel One/Show My Homework

## This week

Friday  
**29**  
November

### Poetry revision 1 - London

Watch the two videos about the poem 'London' and ensure you are secure in...  
Homework for group **10WA/E** - English - Mr W. Atkinson

Friday  
**29**  
November

### Evolution & Classification

Hello Biologists, Answer the following quiz aiming to recall the content of this ...  
Quiz for group **10FAB/S** - Biology - Mrs D. Ferguson

Friday  
**29**  
November

### French: revise for a test on tenses

Using the sheet given to you, revise how to form the present, past and future...  
Homework for group **10F2A/F** - Foreign Languages - Miss R. Dickens

## Next week

Monday  
**02**  
December

### Exam question

Either complete the exam question discussed in class Explain two ways in wh...  
Homework for group **10LC/H** - History - Mrs L. Chapman

Monday  
**02**  
December

### Early Modern Medicine - Quiz 6!

Please complete the quiz attached here based on your learning this week.Yo...  
Quiz for group **10LC/H** - History - Mrs L. Chapman

Tuesday  
**03**  
December

### Newton's Laws & Stopping Distances Quiz

Hi Year 10, Complete the Newton's Laws & Stopping Distances homework...  
Homework for group **10FAB/S** - Physics - Mrs V. Bounds

25 Nov - 1 Dec

Monday 25th Nov	Tuesday 26th Nov	Wednesday 27th Nov	Thursday 28th Nov	Friday 29th Nov	Saturday 30th Nov
Year 10 ONLINE SAFETY CERTIFICATE Year 10 Careers / Future Mr L. Hall					
Writing a Pop Ballad 10B/Mu1 Music Mr G. King					
Early Modern Medicine - Quiz 6! 10LC/H History Mrs L. Chapman					
Library Writing Competition - OPTIONAL Year 10 Library Mrs J. Kelly					
Year 10 Mathematics 10CG/Ma Mathematics Mr C. Gordon					
10A Psychology Research methods exam questions 10A/Pct1 Psychology Miss C. Johnstone					
History 10LC/H History Mrs L. Chapman					
Poetry revision 1 - London 10WA/E English Mr W. Atkinson					
Evolution & Classification 10FAB/S Biology					

If you have any questions about homework/learning at home, please contact us:

[galbraithf@goldington.beds.sch.uk](mailto:galbraithf@goldington.beds.sch.uk)

[chapmanl@goldington.beds.sch.uk](mailto:chapmanl@goldington.beds.sch.uk)

[gordonc@goldington.beds.sch.uk](mailto:gordonc@goldington.beds.sch.uk)

# Study habits

- There are lots of revision hints and tips in the student planner plus subject and course information
- Avoid distractions – no phones, no music, no tv in the background
- Equipment :
  - Pen, pencil, ruler, scientific calculator
  - Paper
  - Highlighters
  - Post-it notes, flash cards
  - At least one good revision aid for each subject

# Effective Study Strategies

Whenever you 'revise', you are doing one of three things:


1. Finding and closing gaps in knowledge
2. Strengthening fading knowledge in long-term memory
3. Practising recalling knowledge quickly



# Study skills – Core 4

Four common learning methods to support independent retention and recall of knowledge:

- ▶ Flash cards
- ▶ Self-Quizzing
- ▶ Mind maps
- ▶ Brain dumps / 'Empty your head'.



\*Deliberately practised as part of our Life Skills programme

\*Used across the curriculum in class and for homework.

Information can be found in the planners

# Revision timetables

Date:				Weeks to go:		
		Session 1	Session 2	Session 3	Session 4	Session 5
Monday	Subject					
	Topic					
Tuesday	Subject					
	Topic					
Wednesday	Subject					
	Topic					
Thursday	Subject					
	Topic					
Friday	Subject					
	Topic					
Saturday	Subject					
	Topic					
Sunday	Subject					
	Topic					

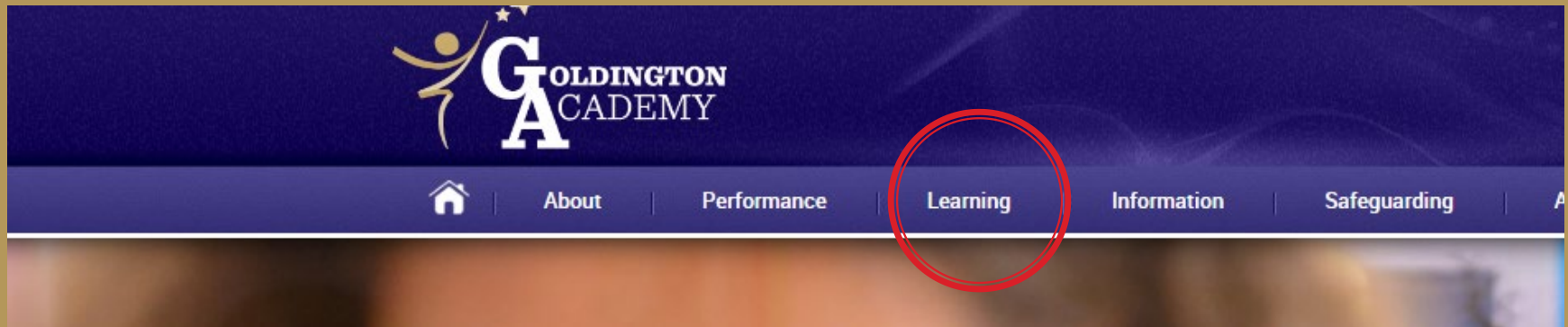
Realistic and flexible!

## Revision / Catch up sessions

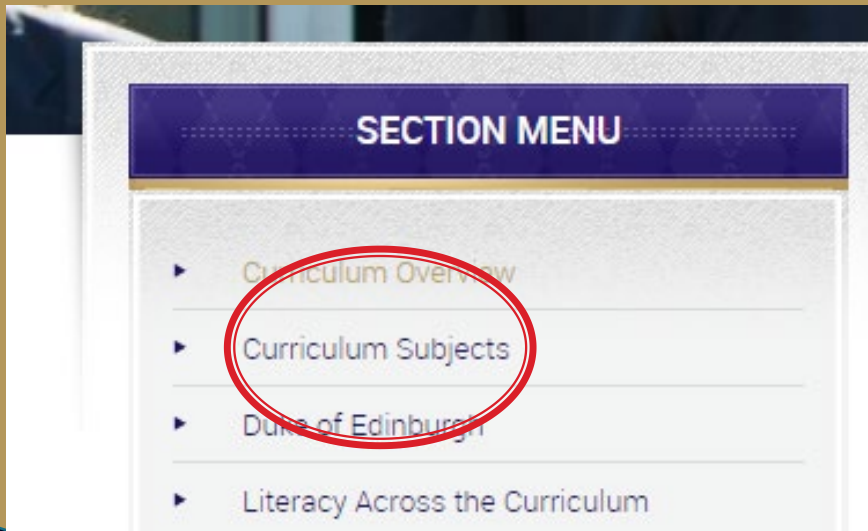
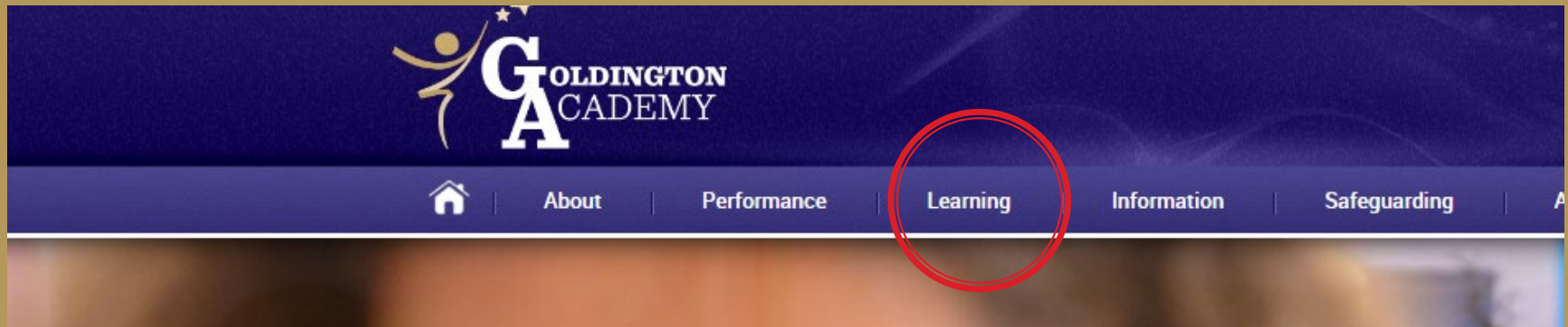
	Lunchtime	After School
<b>Mondays</b>	Biology and Combined Biology (AM) 1.00-1.30 pm, Rm 2	iMedia and Enterprise & Marketing (LH/ML) 3.45-5.00 pm, Rm 24
	French Foundation revision (KS) 1.00 pm, Rm 30	Chemistry and Combined Chemistry (WR/SG) 3.45-4.40 pm Rm 4
	French Higher revision (LO) 12.40-1.10 pm, Rm 35	Drama Scripted rehearsal (CM) 3.45-5.00 pm, Drama Studio
	General revision 12.40-1.30 pm, Rm 1	Music (GK) 3.45-5.00 pm, Rm 18
<b>Tuesdays</b>		Maths (CB) Foundation 3.45-4.30 pm, Rm 12
	Art Catch up (MZ/JT) 12.40-1.20 pm, Rm 40 & 41	Physics and Combined Physics (OL) 3.45-4.45 pm, Rm 7
	Music (GK) 1.00-1.30 pm, Rm 18	
	Psychology (CJ) 1.00-1.30 pm, Rm 13	
	French Tenses Workshop (BD), 12.40-1.15 pm, Rm 36	
	Spanish Higher revision (LO) 12.40-1.10 pm, Rm 35 General revision 12.40-1.30 pm, Rm 1	
<b>Wednesdays</b>	Art Catch up (MZ/JT) 12.40-1.20 pm, Rm 40 & 41	Geography (BC) 3.45-5.00 pm, Rm 32
	Spanish Foundation revision (LO) 12.40-1.10 pm, Rm 35	English (SR) 3.50-4.45 pm, Rm 10
	General revision 12.40-1.30 pm, Rm 1	Sports Studies 3.45-4.45 pm, Rm 24
	D&T Catch-up (EH) 12.40-1.15pm, Rm 8 & 9	English (WA) 3.50-4.30 pm, Rm 50
		Maths (ST) Higher 3.45-4.30 pm Rm 51
		D&T Catch-up (EH) 12.40-1.15 pm, Rm 8 & 9

	Lunchtime	After School
<b>Thursdays</b>	Drama Written Paper (CM) 1.10-1.40 pm, Drama Studio	History (SB) 3.45-4.45 pm, Rm 34
	Art Catch up (MZ/JT) 12.50-1.30 pm, Rm 40 & 41	Maths (JN) Foundation 3.45-4.45 pm, Rm 43
	Music (GK) 1.00-1.30, Rm 18	Art Catch up (MZ/JT) 3.40-4.45 pm, Rm 40 & 41
	RS (YG) 1.10-1.40 pm, Rm 19	French Higher Tier (BD) Rm 36 until 4.45 pm
	General revision 12.50-1.40 pm, Rm 1	English Language (HB/CH/EB/TA/AT), Rms 25 & 23
<b>Fridays</b>	Art Catch up (MZ/JT) 12.40-1.20 pm, Rm 40 & 41	Geography (DN) 3.45-5.00 pm, Rm 33
	Maths (KJ) Foundation 1.00-1.35 pm, Rm 14	Music (GK) 3.45-5.00 pm, Rm 18
	Maths (CJ) Higher 12.40-1.35 pm, Rm 13	Maths (DM) 3.45-4.30 pm, Rm 44
	General revision 12.40-1.30 pm, Rm 1	
	English Literature (HB/CH) 12.40-1.40 pm, Rms 25 & 23	

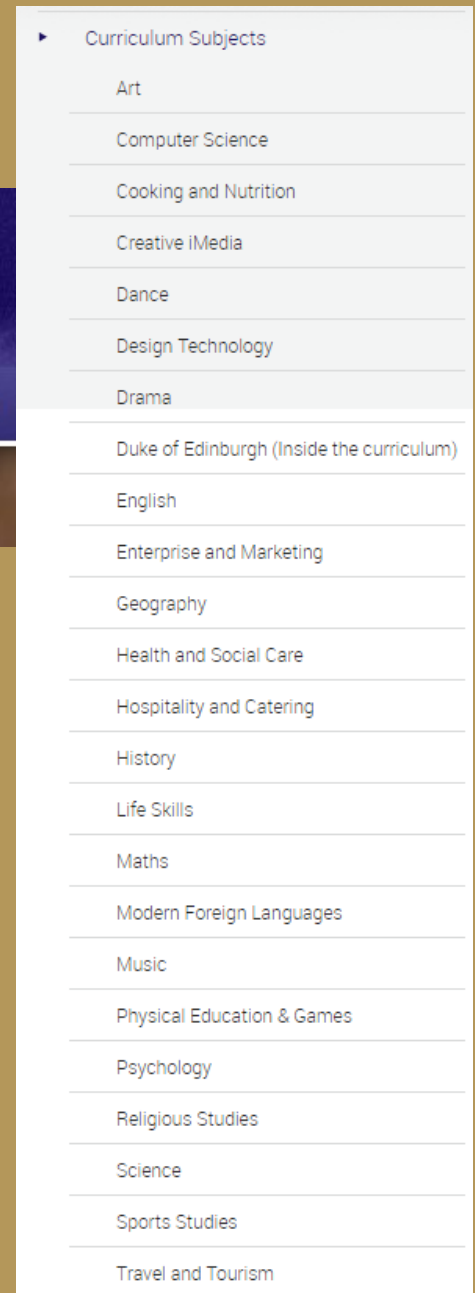
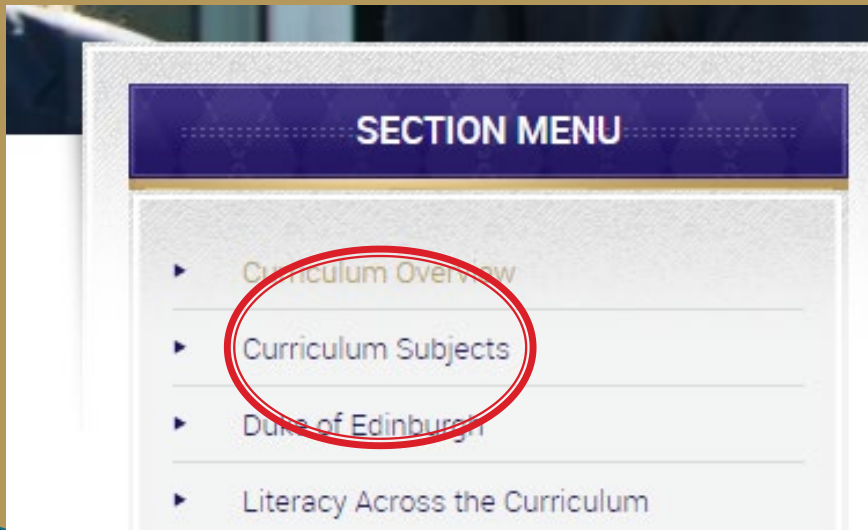
# Website



# Website



# Website



# Website – English learning page

[↓ YEAR 10 & 11 CURRICULUM OVERVIEW](#)[↓ AQA GCSE ENGLISH LANGUAGE SPEC](#)[↓ AQA GCSE ENGLISH LITERATURE SPEC](#)

## WALKING TALKING MOCKS

### Walking, Talking Mock and Pre-public GCSE Practice Examinations

Before students sit an exam, we give students a 'Walking Talking Mock examination', where teachers talk through thought processes involved in breaking down questions and model their own approaches to examination questions. The sessions also give hints and tips to improve exam technique. Students also practise under precise timings to and compare with modelled examples to help them to see what is required.

Through the school year, we will aim to provide students with regular examination practice in the form of Walking talking mocks, independent practise as well as going through examination papers carefully after we have sat them.

For your information, I have placed some example slides from one of our sessions here as well as the exam paper and insert.

## PRACTICE PAPERS

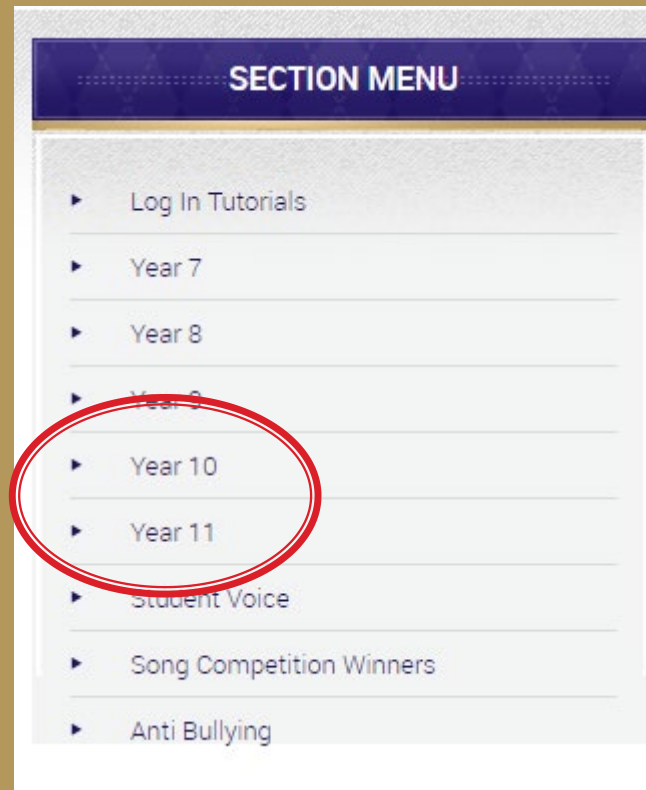
[↓ PAPER 1 ENGLISH LANGUAGE JAMAICA INN](#)[↓ PAPER 1 MARK SCHEME ENGLISH LANGUAGE JAMAICA INN](#)[↓ PAPER 2 ENGLISH LANGUAGE HOMEWORK](#)[↓ PAPER 2 MARK SCHEME ENGLISH LANGUAGE HOMEWORK](#)[↓ PAPER 2 ENGLISH LANGUAGE HOMEWORK INSERT](#)[↓ PAPER 2 SPECIMEN QUESTION PAPER](#)[↓ PAPER 2 MARK SCHEME](#)[↓ PAPER 2 SPECIMEN QUESTION PAPER INSERT](#)[↓ PAPER 1 ENGLISH LITERATURE SPECIMEN QUESTION PAPER A](#)[↓ PAPER 1 MARK SCHEME ENGLISH LITERATURE PAPER A](#)[↓ PAPER 2 ENGLISH LITERATURE SPECIMEN QUESTION](#)[↓ PAPER 2 MARK SCHEME ENGLISH LITERATURE SPECIMEN QUESTION](#)[↓ WALKING TALKING MOCK LANGUAGE PAPER 1](#)[↓ WALKING TALKING MOCK LANGUAGE PAPER 2 READING](#)[↓ GCSE BOOKLET](#)

# Website





# Website



## YEAR 11



Show My Homework



Maths Genie



ns Letter an

on Sessions

uide Order F

ck Exams Ti

Paper Webli

w can I help

ummaries A

id Tips for R

revision Tim

ubject Note

Revision We

Physics Equ

ns after Yea



Accessit



United Learning  
The best in everyone™



# How can you support your child?

- ▶ Support strong attendance at school;
- ▶ Know that we have their best interests at heart;
- ▶ Encourage good learning habits
- ▶ Value homework and encourage independent learning;
- ▶ Activate your parent access to your child's Satchel:One account;
- ▶ Inform staff, including the Principal and Vice Principal about any concerns;
- ▶ Be aware of their set texts (*Macbeth; An Inspector Calls; A Christmas Carol; Power & Conflict Anthology*).
- ▶ Provide a suitable space for your child to work in (as far as possible);
- ▶ Help them to avoid distractions – no phones, no music, no tv in the background. Research has shown that it can take **20 minutes** to get refocused after a distraction;
- ▶ Support them in their chosen study/revision methods

# How can your child support themselves?

- Be self-motivated & organise themselves but keep a healthy balance
- Develop their ability to overcome frustrations and to manage their feelings
- Get organised, plan ahead and have everything they need
- Take advantage of all that is offered to them
- Don't waste time
- Active study
- Understand the exam structures
- Practise exam techniques and questions
- Ask for help
- Remember that **“The one who does the work does the learning.”**

Terry Doyle, 2012



HOW TO HELP YOUR CHILD IN KEY STAGE 4