

April 2026

Dear parent/carer

As you will be aware from the email sent earlier this week, your child will be bringing home a copy of the GCSE Options booklet on Thursday, 23 April, which provides you with all the information that you need to help your child select their GCSE and vocational subject choices. Please take the time to read it through thoroughly with your child as it is designed to answer any questions that you may have.

To help you and your child choose, I would like to invite you to our Options Evening on Thursday, 23 April, starting from 6.00 pm.

During the evening, there will be the opportunity to hear a short presentation given by myself (6.00 pm, 6.45 pm and 7.30 pm in the Drama Studio), where I will explain how the options process works. In addition, you and your son/daughter will be able to meet the subject leaders and discuss with them what options might be appropriate for them.

To further support your child's choices, Mr Lucas, Head of Careers will be available to discuss how KS4 choices may impact future careers and next steps after leaving Goldington, whether that be college, sixth form or apprenticeships.

In addition to English Language, English Literature, mathematics, PE and Life Skills, all children will spend six hours in Year 10 and five hours in Year 11 per week studying physics, biology and chemistry, whether they study separate science or combined science. The school will recommend which of these courses is better suited for your child to study in Key Stage 4.

Students can make their option choices using the Bromcom student portal or app from Thursday, 23 April. We have attached some guidance notes to assist you in completing the option process. However, should you require any further assistance or want to provide us with any additional information relating to your child's option choices, please contact Mr Stonestreet ([StonestreetR@goldington.beds.sch.uk](mailto:StonestreetR@goldington.beds.sch.uk)).

Option choices need to be completed and submitted by Tuesday, 5 May 2026.

We plan to let your child know before the end of the academic year the option choices he/she has been allocated with this process.

Yours sincerely

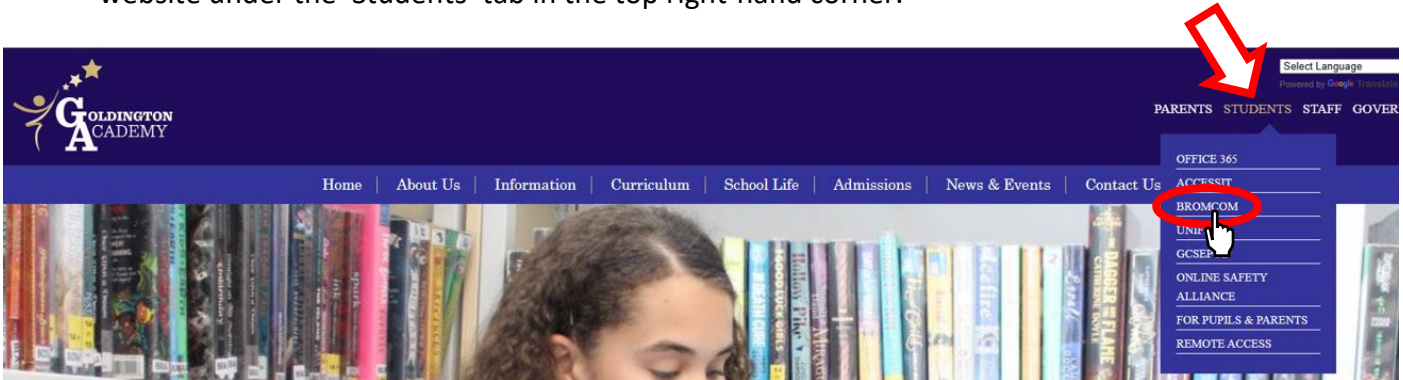


**Francis Galbraith**  
Principal

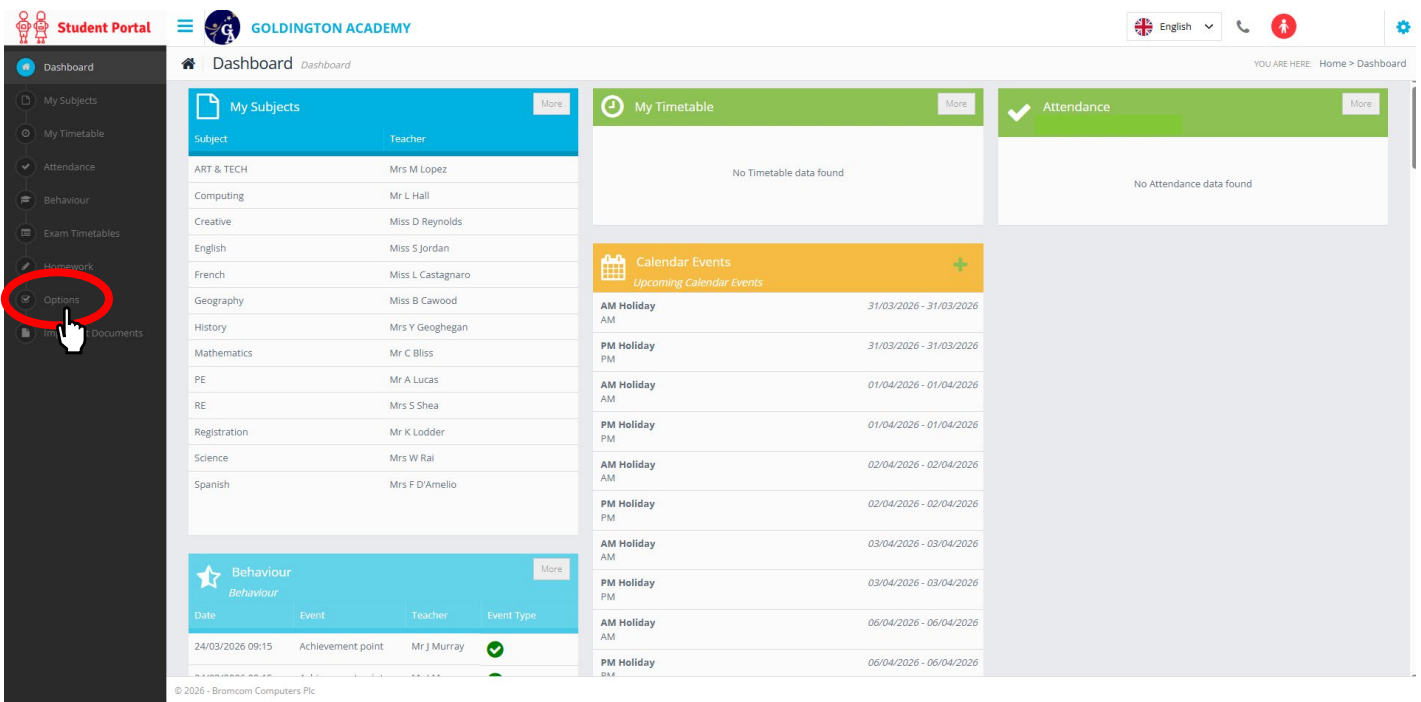
## Year 9 Options – ‘How To’ guide

### ACCESSING THE OPTIONS PORTAL

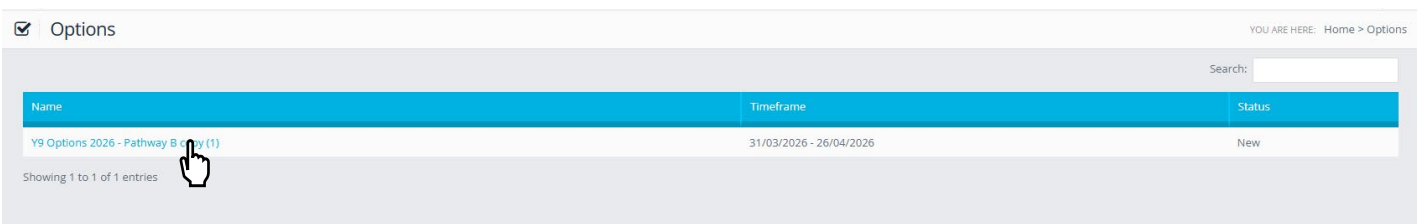
1. Students need to log in to their Bromcom account via the student app, or by accessing the Student Portal on a PC or laptop. A link to the Bromcom Student Portal page can be found on the school website under the ‘Students’ tab in the top right-hand corner.



2. Once you have logged in, click on ‘Options’ on the left-hand side.



3. This will then display pathway that you have been allocated to. Click on the ‘Y9 Options 2026’ link to take you through to the Options selection page.



## HOW TO CHOOSE YOUR OPTIONS

1. Once you have accessed the link, you will be taken to the main selection page. Please read through all the information in the blue box and follow the on-screen instructions.

The screenshot shows the Goldington Academy logo at the top, followed by the title "GOLDINGTON ACADEMY". Below this is a blue box containing the following text:

**Y9 GCSE Options 2025 - Pathway A**  
**Name:** \_\_\_\_\_ **Tutor group:** \_\_\_\_\_  
This form allows you to make your GCSE choices.  
You need to choose one humanities subject and two additional options from the open group that you would like to study, plus a reserve.  
**Common rules:** Total Main choices 3 Total Reserves 1 • A subject can only be selected once as a main or reserve choice • You may only choose one of these subjects as a main choice: Physical Education GCSE, Sports Studies

Below the blue box is a progress indicator with three steps: 1 (highlighted in a blue circle), 2, and 3. The main content area is titled "Humanities" and says "Pick 1 choices from Humanities". It features a "Choice 1" dropdown menu with "Select Item" as the current selection. At the bottom right of the form are two buttons: "Save for later" and "Next →".

2. Click on the drop-down box and select either Geography or History. Click 'Next' once you are happy with your choice.

This close-up screenshot shows the "Humanities" section of the form. The "Choice 1" dropdown menu is open, displaying a search bar and a list of options: "Geography" and "History". A hand cursor is pointing at the "History" option. The "Next →" button is highlighted in blue, and a hand cursor is clicking it. The "Save for later" button is also visible.

3. In some cases, you will be required to pick more than one option, plus a reserve. Use the drop-down box again and select a subject from the list. The order in which you select these subjects will determine your order of preference. Please note the reserve option must be different to *Choice 1* and *Choice 2*. Click 'Next' once you are happy with your choices.

### Open

Pick 2 choices from Open • Choose exact 1 reserve subjects from Group Open

Choice 1: Psychology

Choice 2: Enterprise & Marketing

Reserve 1: Art & Design

Previous Save for later **Next →**

PLEASE NOTE: Some subjects can be listed in two different blocks. For example, if you want to study Geography and History, you can choose one option in the Humanities block and the other option in the Open block.

### Open

Pick 2 choices from Open • Choose exact 1 reserve subjects from Group Open

Choice 1: History

Choice 2: Art & Design

Reserve 1: Design Technology

Previous Save for later **Next →**

4. Once you have selected all your choices, you will see the screen below. If you wish to edit any of these choices, click on the blue 'Edit' icon.

Please check your subject order of preference before submitting. ☰ Set Preference

Humanities Select only 1 subject from Group Humanities  Edit

Geography Preference 1

EBACC 2 Select only 1 subject from Group EBACC 2  Edit

French Preference 2

Open subjects Select 2 subjects from Group Open subjects • Select exact 1 reserve subjects from Group Open subjects  Edit

Art & Design Preference 3

Dance Preference 4

R1. Psychology Reserve

A form can only be submitted once and cannot be changed later. If you would like to modify it, use the Save for later button. If you go back, the preferences will be reset. You may need to check the preferences again

Previous Save for later  Submit

PLEASE NOTE: You are unable to study both Physical Education and Sports Studies. You will receive a red error message if both of these have been selected.

Open Pick 2 choices from Open • Choose exact 1 reserve subjects from Group Open  Edit

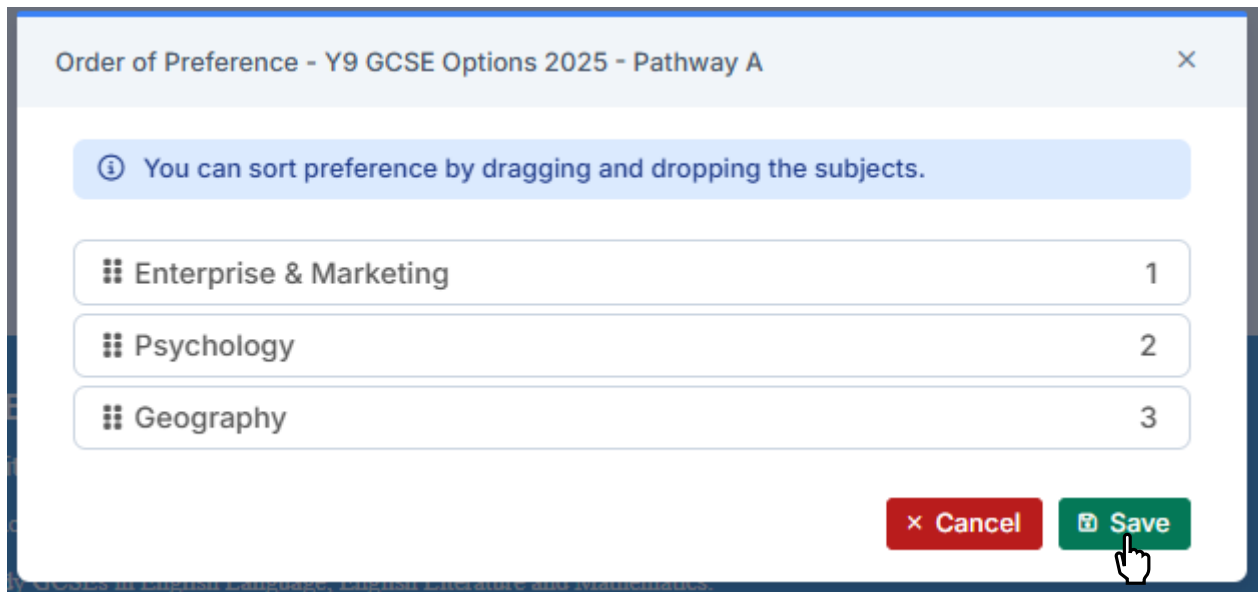
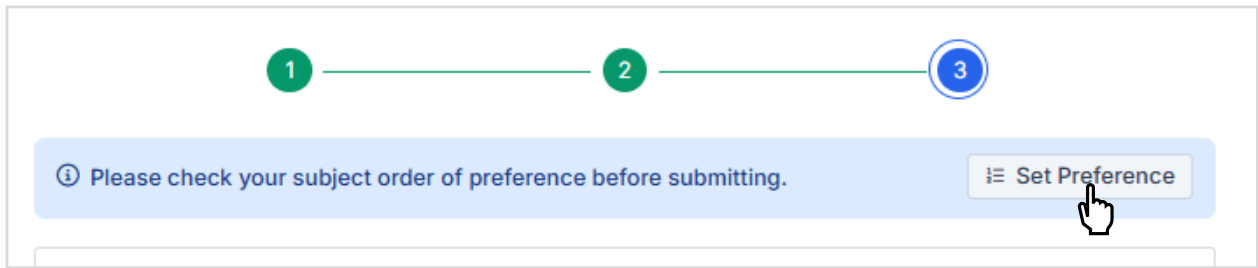
Physical Education GCSE Preference 2

Sports Studies Preference 3

R1. Art & Design Reserve

**Rule not met: You may only choose one of these subjects as a main choice: Physical Education GCSE, Sports Studies**

5. If you wish to change your order of preference, click on the 'Set Preference' button at the top of the screen. You can then drag and drop the subjects to change the order. Click 'Save' to confirm and changes.



6. Once you are happy with your choices and order of preference, click 'Submit'. However, if you would like to modify your choices at a later date, click 'Save for later'. **Please note, once your choices have been submitted, you are unable to amend them.**

